



8TH European Age Group Competition in Acrobatic Gymnastics Riesa (GER) September 23TH – 28TH, 2015



Women's pair 11-16 - qualifications

Place	Team		DV	D	Pen.	E	A	D+E+A-Pen.	Total score
1. Q	Rita FERREIRA [2000] Joana MOREIRA [2003] POR 1	Balance	0.7	10.000	0.0	9.300	8.900	28.200	55.900
		Dynamic	0.7	10.000	0.0	9.150	8.550	27.700	-0.000 -0.000
2. Q	Olivia PROCTOR [2000] Jessica GLEDHILL [2000] GBR 2	Balance	0.6	10.000	0.0	9.350	8.850	28.200	55.350
		Dynamic	0.6	10.000	0.0	8.700	8.450	27.150	-0.550 -0.550
3. Q	Yasmína ISHANKULOVA [2003] Anna ITCENKO [2001] RUS	Balance	0.5	10.000	0.0	9.000	8.650	27.650	54.800
		Dynamic	0.7	10.000	0.0	8.650	8.500	27.150	-0.550 -1.100
4.	Lauren SAID [2001] Vienna RAMSAY [2003] GBR 1	Balance	0.6	10.000	0.0	9.000	8.550	27.550	54.650
		Dynamic	0.6	10.000	0.0	8.650	8.450	27.100	-0.150 -1.250
5. Q	Frauke CAREELMONT [1999] Noor CAREELMONT [2004] BEL 1	Balance	0.8	10.000	0.0	9.100	8.500	27.600	54.550
		Dynamic	0.6	10.000	0.0	8.700	8.250	26.950	-0.100 -1.350
6. Q	Camille HERRMANN [1999] Lilly KUTTA [2002] GER 1	Balance	0.6	10.000	0.0	8.850	8.650	27.500	54.550
		Dynamic	0.7	10.000	0.0	8.650	8.400	27.050	-0.000 -1.350
7. Q	Gali ROSENSTEIN [1999] May AVIV [2004] ISR 1	Balance	0.6	10.000	0.3	9.100	8.650	27.450	53.900
		Dynamic	0.7	10.000	0.3	8.550	8.200	26.450	-0.650 -2.000
8. Q	Maryna KULAHINA [1999] Anna DISTEL [2004] BLR	Balance	0.6	10.000	0.0	9.250	8.400	27.650	53.650
		Dynamic	0.6	10.000	1.0	8.600	8.400	26.000	-0.250 -2.250
9.	Kirsten DE WAELE [2004] Mathilde BRUYNOOGHE [1999] BEL 2	Balance	0.5	10.000	0.0	8.750	8.200	26.950	53.600
		Dynamic	0.6	10.000	0.0	8.450	8.200	26.650	-0.050 -2.300
10.	Beatriz DOMINGUES [2000] Ines SEMEDO [2004] POR 2	Balance	0.7	10.000	0.0	8.500	8.450	26.950	53.500
		Dynamic	0.7	10.000	0.0	8.250	8.300	26.550	-0.100 -2.400
11. Q	Jagoda PILCH [2001] Dominika KURSA [2002] POL 2	Balance	0.5	10.000	0.0	8.700	8.250	26.950	53.450
		Dynamic	0.6	10.000	0.0	8.500	8.000	26.500	-0.050 -2.450
12. R	Amber KLIJN [2001] Liah PETERS [2000] NED 1	Balance	0.5	10.000	0.0	8.800	8.300	27.100	53.350
		Dynamic	0.5	10.000	0.0	8.150	8.100	26.250	-0.100 -2.550

Women's pair 11-16 - qualifications

Place	Team		DV	D	P	E	A	B+E+A-P	Total score
Noa KAPLAN [2004] Shir BENDER [2001]									
13.		Balance	0.6	10.000	0.0	8.550	8.300	26.850	53.200
		Dynamic	0.7	10.000	0.0	8.050	8.300	26.350	-0.150 -2.700
Nancy DEGER [1999] Lina EBERT [2002]									
14.		Balance	0.7	10.000	0.0	8.100	7.950	26.050	52.350
		Dynamic	0.7	10.000	0.0	8.050	8.250	26.300	-0.850 -3.550
Aine SHEEHAN [2000] Katie WHITE [2002]									
15. R		Balance	0.5	10.000	0.0	8.250	7.850	26.100	52.050
		Dynamic	0.7	10.000	0.0	8.050	7.900	25.950	-0.300 -3.850
Linda STEINSCHADEN [2000] Lena ZELLINGER [2003]									
16.		Balance	0.6	10.000	0.0	8.400	7.800	26.200	51.600
		Dynamic	0.7	10.000	0.0	7.800	7.600	25.400	-0.450 -4.300
Mireia GASCO [2004] Ruth BARRANCO [1999]									
17.		Balance	0.5	10.000	0.6	8.200	8.050	25.650	51.550
		Dynamic	0.7	10.000	0.0	8.200	7.700	25.900	-0.050 -4.350
Micol PARISOTTO [1999] Claudia BERRA [2003]									
18.		Balance	0.6	10.000	0.0	8.450	7.600	26.050	51.350
		Dynamic	0.7	10.000	0.0	7.850	7.450	25.300	-0.200 -4.550
Marta STOPINSKA [2003] Maja POSMYK [2000]									
19.		Balance	0.5	10.000	1.9	8.400	8.300	24.800	51.050
		Dynamic	0.7	10.000	0.0	8.350	7.900	26.250	-0.300 -4.850
Melanie JONGEDIJK [2004] Lisa VERMANING [1999]									
20.		Balance	0.5	10.000	0.0	8.550	7.950	26.500	50.850
		Dynamic	0.5	10.000	1.0	7.500	7.850	24.350	-0.200 -5.050
Giorgia PESSINA [1999] Sharon AGAZZONE [2004]									
21.		Balance	0.6	10.000	0.0	8.450	7.950	26.400	50.800
		Dynamic	0.7	10.000	0.0	7.000	7.400	24.400	-0.050 -5.100
Sophie OLEARY [2000] Siun NALLY [2001]									
22.		Balance	0.5	10.000	0.3	8.300	7.950	25.950	49.850
		Dynamic	0.6	10.000	0.3	6.950	7.250	23.900	-0.950 -6.050
Polina RICHTER [2000] Eva KUTMAN [2003]									
23.		Balance	0.4	9.800	0.3	7.100	6.450	23.050	47.950
		Dynamic	0.7	10.000	0.0	7.900	7.000	24.900	-1.900 -7.950
Allina LUOSA [2000] Silja HALME [2003]									
24.		Balance	0.4	9.800	0.3	6.700	6.750	22.950	47.700
		Dynamic	0.6	10.000	0.1	7.550	7.300	24.750	-0.250 -8.200







Women's group 11-16 - qualifications

Place	Team	DV	D	Pen.	E	A	D+E+A-Pen.	Total score	
1. Q	 RUS Anastasiia BYKOVA [2004] Ekaterina SERGEEVA [2001] Elizaveta SERGEEVA [2001]	Balance	0.5	10.000	0.0	9.200	8.900	28.100	56.050
		Dynamic	0.7	10.000	0.0	9.100	8.850	27.950	-0.000
2. Q	 GBR Megan SMITH [2000] Leah MUNDAY [2000] Sophie REYNOLDS [2003]	Balance	0.5	10.000	0.0	9.100	8.850	27.950	55.600
		Dynamic	0.9	10.000	0.0	8.750	8.900	27.650	-0.450
3. Q	 ISR 1 Iaroslava BEKRENEV [1999] Yuval REZNIK [1999] Noa KAZADO-Yakar [2003]	Balance	0.5	10.000	0.0	9.050	8.750	27.800	54.950
		Dynamic	0.7	10.000	0.0	8.450	8.700	27.150	-0.650
4. Q	 POR 1 Carolina MONTEIRO [2001] Leonor CAVILHAS [2000] Leonor CARTAXO [2004]	Balance	0.5	10.000	0.0	8.850	8.600	27.450	54.800
		Dynamic	0.7	10.000	0.0	8.700	8.650	27.350	-0.150
5.	 ISR 2 Yarin OVADIA [2001] Inbal ZEITOUNE [2000] Meshi HURVITZ [2003]	Balance	0.5	10.000	0.1	9.050	8.700	27.650	54.750
		Dynamic	0.7	10.000	0.1	8.650	8.550	27.100	-0.050
6. Q	 BEL 1 Aukje QUIVREUX [2004] Liset LORRE [2000] Marthe VAN DE KEERE [2000]	Balance	0.5	10.000	0.0	9.000	8.500	27.500	54.600
		Dynamic	0.6	10.000	0.0	8.550	8.550	27.100	-0.150
7.	 POR 2 Filipa PATROCINIO [2001] Beatriz CARNEIRO [2001] Francisca MAIA [2004]	Balance	0.5	10.000	0.0	8.850	8.250	27.100	54.550
		Dynamic	0.6	10.000	0.0	8.950	8.500	27.450	-0.050
8. Q	 GER 1 Natalia PERSICKE [1999] Valery MASLO [1999] Sophie SCHREINER [2003]	Balance	0.6	10.000	0.0	8.750	8.300	27.050	53.800
		Dynamic	0.9	10.000	0.0	8.300	8.450	26.750	-0.750
9.	 BEL 2 Dongyang VAN LANDEGEM [2003] Willemeijn IMSCHOOT [2000] Amelie VANHAUWENHUYSE [2001]	Balance	0.5	10.000	0.0	8.900	8.350	27.250	53.600
		Dynamic	0.5	10.000	0.0	8.200	8.150	26.350	-0.200
10.	 GER 2 Jacqueline KREUTZPOINTNER [1999] Sina LIPPERT [2000] Alexandra HESSE [2003]	Balance	0.5	10.000	0.0	8.700	8.150	26.850	53.400
		Dynamic	1.0	10.000	0.0	8.100	8.450	26.550	-0.200
11. Q	 BUL Vasilena RABOCHIIYSKA [2004] Gaya DILANOVA [2000] Tsvetelina DANCHEVA [1999]	Balance	0.5	10.000	0.0	8.900	8.050	26.950	53.150
		Dynamic	1.0	10.000	0.0	8.050	8.150	26.200	-0.250
12. Q	 POL 1 Nicola HYZYK [2001] Julia GALUSIAKOWSKA [2000] Monika SIWOLOWSKA [2003]	Balance	0.5	10.000	0.0	8.650	8.400	27.050	53.150
		Dynamic	0.7	10.000	0.0	7.950	8.150	26.100	-0.000

Women's group 11-16 - qualifications

Place	Team	DV	D	P	E	A	B+E+A-P	Total score	
Eléonore RE [2002] Chiara GALATI [2000] Julia GALATI [2000]									
13. R	 FRA	Balance	0.5	10.000	0.0	8.750	8.200	26.950	53.050
		Dynamic	0.7	10.000	0.0	7.750	8.350	26.100	-0.100 -3.000
Andrea LOPEZ [1999] Alexandra GONZALEZ [1999] Sandra PINTOR [2004]									
14. R	 ESP	Balance	0.5	10.000	0.0	8.400	8.000	26.400	53.000
		Dynamic	0.9	10.000	0.0	8.450	8.150	26.600	-0.050 -3.050
Demi VOGEL [2003] Sharasee DENZ [2002] Amber BOSMA [2001]									
15.	 NED 1	Balance	0.5	10.000	0.0	8.500	8.300	26.800	53.000
		Dynamic	0.6	10.000	0.0	7.950	8.250	26.200	-0.000 -3.050
Rebecca SHANNON [2002] Roisin OTOOLE [1999] Rachel KAVANAGH [2000]									
16.	 IRL	Balance	0.5	10.000	0.0	8.650	8.050	26.700	52.900
		Dynamic	0.5	10.000	0.0	8.200	8.000	26.200	-0.100 -3.150
Karolina SZCZEPANIAK [2002] Gloria ZACHARSKA [2001] Angele VILLANUEVA [2003]									
17.	 POL 2	Balance	0.5	10.000	0.0	8.500	8.250	26.750	52.850
		Dynamic	0.7	10.000	0.0	8.100	8.000	26.100	-0.050 -3.200
Marlies PUSZTER [2000] Paula PREGESBAUER [2001] Emely AXMANN [2003]									
18.	 AUT 1	Balance	0.5	10.000	0.0	8.400	8.050	26.450	52.350
		Dynamic	0.8	10.000	0.0	8.000	7.900	25.900	-0.500 -3.700
Gabriella ZIJLSTRA [2004] Famke VAN WIEREN [2000] Melissa DIJKSTRA [1999]									
19.	 NED 2	Balance	0.6	10.000	0.0	8.450	8.000	26.450	52.150
		Dynamic	0.6	10.000	0.0	7.900	7.800	25.700	-0.200 -3.900
Csilla SZABO [2001] Zsanett DARABONT [1999] Kitti KOHLER [2003]									
20.	 HUN 2	Balance	0.5	10.000	0.0	8.250	7.900	26.150	52.100
		Dynamic	0.7	10.000	0.0	7.800	8.150	25.950	-0.050 -3.950
Miriam AGAZZONE [2000] Francesca CORRADINO [2000] Elisa BAGAROTTI [2004]									
21.	 ITA 1	Balance	0.5	10.000	0.0	8.550	7.850	26.400	51.950
		Dynamic	0.8	10.000	0.0	7.550	8.000	25.550	-0.150 -4.100
Maria KALPAKI [2001] Danai Maria KAMARA [2000] Konstantina Nikoleta KOMNINOI [2004]									
22.	 GRE	Balance	0.5	10.000	0.0	8.400	8.200	26.600	51.850
		Dynamic	1.0	10.000	0.0	7.250	8.000	25.250	-0.100 -4.200
Chiara MAGENIS [2001] Beatrice TAVAZZI [2001] Elisa GIOVE [2004]									
23.	 ITA 2	Balance	0.5	10.000	0.0	8.250	7.750	26.000	51.650
		Dynamic	0.6	10.000	0.0	7.700	7.950	25.650	-0.200 -4.400
Emma LEVAILLANT [2001] Eva ARNULF [2000] Penelope FRESKO [2003]									
24.	 MON	Balance	0.5	10.000	0.3	8.200	7.400	25.300	51.350
		Dynamic	0.7	10.000	0.0	8.050	8.000	26.050	-0.300 -4.700

Women's group 11-16 - qualifications

Place	Team		DV	D	P	E	A	B+E+A-P	Total score
25.	 HUN 1 Liliana SEBESTYEN [2001] Elizabet HORVATH [2001] Kinga DIENES [2004]	Balance	0.5	10.000	0.3	8.100	7.950	25.750	51.050
		Dynamic	0.7	10.000	0.0	7.500	7.800	25.300	-0.300 -5.000
26.	 AUT 2 Eva RITTER [2001] Pia WAGNER [2004] Victoria DATLER [2001]	Balance	0.5	10.000	0.0	8.150	7.650	25.800	50.650
		Dynamic	0.7	10.000	0.0	7.200	7.650	24.850	-0.400 -5.400
27.	 SUI 1 Anais FERRARI [2004] Lara PICCIRILLO [2001] Emi KISHII [1999]	Balance	0.5	10.000	0.0	8.100	7.450	25.550	50.250
		Dynamic	0.7	10.000	0.0	7.250	7.450	24.700	-0.400 -5.800
28.	 FIN Inka KOSKENKORVA [1999] Hiikka NISULA [2000] Vilma LUOMA-NIRVA [2003]	Balance	0.5	10.000	0.0	7.500	7.400	24.900	50.200
		Dynamic	0.7	10.000	0.3	7.850	7.750	25.300	-0.050 -5.850
29.	 ARM Mariam AVETISYAN [2002] Astghik HABESHYAN [2000] Ani HARUTYUNYAN [1999]	Balance	0.5	10.000	0.1	8.100	7.450	25.450	49.400
		Dynamic	0.5	10.000	0.3	7.100	7.150	23.950	-0.800 -6.650
30.	 SUI 2 Leana GREDIG [2004] Celine HUG [2001] Laura MAZZOCCO [2000]	Balance	0.5	10.000	0.0	7.450	7.250	24.700	48.550
		Dynamic	0.7	10.000	0.3	7.000	7.150	23.850	-0.850 -7.500








8TH European Age Group Competition in Acrobatic Gymnastics Riesa (GER) September 23TH – 28TH, 2015



Mixed pair 11-16 - qualifications

Place	Team		DV	D	Pen.	E	A	D+E+A-Pen.	Total score
1. Q	RUS 1 Victoria AKSENOVA [2001] Alexander DUBOVITSKIY [2002]	Balance	0.6	10.000	0.3	9.150	8.750	27.600	55.250
		Dynamic	0.5	10.000	0.3	9.300	8.650	27.650	-0.000 -0.000
2.	RUS 2 Elena KOVALENKO [2002] Anatoly SLIVKOV [2000]	Balance	0.7	10.000	0.0	8.850	8.500	27.350	55.150
		Dynamic	0.5	10.000	0.0	9.150	8.650	27.800	-0.100 -0.100
3. Q	GBR 1 Finlay COCHRANE [2002] Kirsten OWEN [2004]	Balance	0.5	10.000	0.3	9.100	8.800	27.600	55.050
		Dynamic	0.5	10.000	0.3	9.150	8.600	27.450	-0.100 -0.200
4.	GBR 2 Rhys COWLER [1999] Mollie JAGGERS [2004]	Balance	0.6	10.000	0.6	9.050	8.700	27.150	54.450
		Dynamic	0.5	10.000	0.6	9.250	8.650	27.300	-0.600 -0.800
5. Q	GER Daniel BLINTSOV [2000] Sneschana SINKOV [2004]	Balance	0.6	10.000	0.0	8.700	8.550	27.250	54.350
		Dynamic	0.5	10.000	0.0	8.750	8.350	27.100	-0.100 -0.900
6. Q	POR Pedro MALATO [2000] Maria SILVA [2002]	Balance	0.5	10.000	0.0	8.700	8.150	26.850	53.200
		Dynamic	0.5	10.000	0.0	8.350	8.000	26.350	-1.150 -2.050
7. Q	BEL Eveline HENDRIJCKX [2001] Seppe BEYENS [2000]	Balance	0.5	10.000	0.0	8.400	7.950	26.350	52.900
		Dynamic	0.5	10.000	0.0	8.500	8.050	26.550	-0.300 -2.350
8. Q	GEO 2 Ani JOKHADZE [2002] Giga IMNADZE [2002]	Balance	0.9	10.000	0.3	8.400	7.850	25.950	52.750
		Dynamic	0.5	10.000	0.3	8.650	8.450	26.800	-0.150 -2.500
9. Q	UKR 2 Lydiya NAUMENKO [1905] Oleksiy SHADURSKIY [2002]	Balance	0.5	10.000	0.3	8.200	8.050	25.950	52.700
		Dynamic	0.5	10.000	0.3	8.750	8.300	26.750	-0.050 -2.550
10. Q	MDA Ecaterina ZABUTIRINA [2004] Emilian BUDU [2000]	Balance	0.7	10.000	0.0	8.250	7.650	25.900	52.300
		Dynamic	0.5	10.000	0.0	8.250	8.150	26.400	-0.400 -2.950
11. R	ARM Kristine HAKOBYAN [2004] Hayk HAYRAPETYAN [1999]	Balance	0.8	10.000	0.0	8.250	8.050	26.300	52.300
		Dynamic	0.6	10.000	0.0	8.100	7.900	26.000	-0.000 -2.950
12.	UKR 1 Oleksandr MADEI [2000] Daryna PLOKHOTNIUK [2003]	Balance	0.5	10.000	1.9	8.100	8.400	24.600	51.850
		Dynamic	0.5	10.000	0.0	8.850	8.400	27.250	-0.450 -3.400

Mixed pair 11-16 - qualifications










Place	Team		DV	D	P	E	A	B+E+A-P	Total score
Lorenzo MARTINO [2003] Rebecca SIRCA [2004]									
13. R	 ITA	Balance	0.9	10.000	0.1	8.200	7.350	25.450	51.300
		Dynamic	0.6	10.000	0.1	8.300	7.650	25.850	- 0.550 - 3.950
Andrea VERISIMO [2002] Luiz Antonio AMARAL [1999]									
14.	 ESP	Balance	0.6	10.000	1.9	8.250	8.050	24.400	51.100
		Dynamic	0.5	10.000	0.0	8.650	8.050	26.700	- 0.200 - 4.150
Emilia LITSCHAUER [2004] Nico RICHTER [2001]									
15.	 AUT	Balance	0.4	9.800	0.3	8.050	7.150	24.700	50.700
		Dynamic	0.5	10.000	0.0	8.250	7.750	26.000	- 0.400 - 4.550
Anastasija KISLAJA [2004] Igor SOLOVJOV [1999]									
16.	 LTU 1	Balance	0.5	10.000	0.3	7.550	7.100	24.350	49.700
		Dynamic	0.5	10.000	0.6	8.100	7.850	25.350	- 1.000 - 5.550
Richard TREZSI [1999] Anna NYERGES [2002]									
17.	 HUN	Balance	0.6	10.000	0.6	7.800	7.450	24.650	49.250
		Dynamic	0.5	10.000	0.3	7.500	7.400	24.600	- 0.450 - 6.000



8TH European Age Group Competition in Acrobatic Gymnastics Riesa (GER) September 23TH – 28TH, 2015



Mens' pair 11-16 - qualifications



Place	Team		DV	D	Pen.	E	A	D+E+A-Pen.	Total score
Semen LVOV [2003] Dmitrii GOLOVACHEV [2000]									
1.	 RUS	Balance	0.5	10.000	0.3	9.450	8.850	28.000	55.400
Q		Dynamic	0.5	10.000	0.3	8.950	8.750	27.400	-0.000
<hr/>									
Sam LARGE [2001] Hector KINGHORN [2003]									
2.	 GBR	Balance	0.5	10.000	0.0	9.250	8.600	27.850	55.100
Q		Dynamic	0.5	10.000	0.0	8.750	8.500	27.250	-0.300
<hr/>									
Mykyta LUKAKHIN [1999] Mykyta NIKITIN [2004]									
3.	 UKR	Balance	0.5	10.000	0.0	9.050	8.150	27.200	54.400
Q		Dynamic	0.5	10.000	0.0	8.700	8.500	27.200	-0.700
<hr/>									
Tomás FILIPE [1999] Henrique BRANCO [2003]									
4.	 POR	Balance	0.5	10.000	0.0	8.900	8.500	27.400	54.150
Q		Dynamic	0.5	10.000	0.0	8.400	8.350	26.750	-0.250
<hr/>									
Ivan KHAZHANETS [2001] Mykolai ZEMLYANYI [2003]									
5.	 UKR	Balance	1.0	10.000	0.3	9.050	8.150	26.900	53.700
		Dynamic	0.9	10.000	0.3	8.600	8.500	26.800	-0.450
<hr/>									
Alejandro GRANEL [1999] Rafael PLANELLS [2002]									
6.	 ESP	Balance	0.9	10.000	0.3	8.650	8.350	26.700	53.000
Q		Dynamic	0.5	10.000	0.0	8.000	8.300	26.300	-0.700
<hr/>									
Fabian ZYWIOL [1999] Oskar ZYWIOL [2004]									
7.	 POL	Balance	0.7	10.000	0.0	8.300	8.250	26.550	52.800
Q		Dynamic	0.5	10.000	0.0	8.350	7.900	26.250	-0.200
<hr/>									
Nils BEUVEN [2001] Lars Erik POHL [2003]									
8.	 GER	Balance	0.8	10.000	0.3	8.750	7.950	26.400	51.600
R		Dynamic	0.5	10.000	0.3	7.850	7.650	25.200	-1.200
<hr/>									
Servozha BARSEGHYAN [2000] Mikayel SHAROYAN [2000]									
9.	 ARM	Balance	0.6	10.000	0.6	8.400	7.750	25.550	50.250
R		Dynamic	0.7	10.000	0.3	7.650	7.350	24.700	-1.350
<hr/>									



8TH European Age Group Competition in Acrobatic Gymnastics Riesa (GER) September 23TH – 28TH, 2015



Men's group 11-16 - qualifications









Place	Team		DV	D	Pen.	E1	E2	E3	E4	E	A1	A2	A3	A4	A	D+E+A-Pen.	Total score	
Maksim PAVELKO [2003] Bogdan STEPANOV [2001] Rustam SALIMDZHANOV [2001] Ivan IVANOV [1999]																		
1.		RUS	Balance	0.3	9.600	0.0	9.1	9.2	9.0	9.0	9.050	8.2	8.3	7.8	8.0	8.100	26.750	53.150
Q			Dynamic	0.5	10.000	1.0	9.2	8.8	9.0	8.9	8.950	8.5	8.0	8.4	8.7	8.450	26.400	-0.000
																		-0.000
Giorgi KUPATADZE [1999] Rati TKEMALADZE [1999] Saba ZAZADZE [1999] Giorgi CHANADIRI [2002]																		
2.		GEO	Balance	0.5	10.000	0.0	8.3	8.3	8.8	8.4	8.350	7.6	8.0	7.3	8.3	7.800	26.150	51.800
Q			Dynamic	0.5	10.000	0.0	8.0	7.6	7.8	8.2	7.900	7.9	7.6	7.5	8.0	7.750	25.650	-1.350
																		-1.350



8TH European Age Group Competition in Acrobatic Gymnastics Riesa (GER) September 23TH – 28TH, 2015



Women's pair 11-16 - final









Place	Team	DV	D	Pen.	E	A	D+E+A-Pen.	Total score
Rita FERREIRA [2000] Joana MOREIRA [2003]								
1.	 POR 1	0.7	10.000	0.0	9.050	9.000	28.050	28.050 -0.000 -0.000
Olivia PROCTOR [2000] Jessica GLEDHILL [2000]								
2.	 GBR 2	0.6	10.000	0.0	9.200	8.800	28.000	28.000 -0.050 -0.050
Yasmina ISHANKULOVA [2003] Anna ITCENKO [2001]								
3.	 RUS	0.5	10.000	0.0	9.100	8.700	27.800	27.800 -0.200 -0.250
Maryna KULAHINA [1999] Anna DISTEL [2004]								
4.	 BLR	0.6	10.000	0.0	9.100	8.550	27.650	27.650 -0.150 -0.400
Camille HERRMANN [1999] Lily KUTTA [2002]								
5.	 GER 1	0.6	10.000	0.0	8.850	8.750	27.600	27.600 -0.050 -0.450
Frauke CAREELMONT [1999] Noor CAREELMONT [2004]								
6.	 BEL 1	0.8	10.000	0.0	8.850	8.600	27.450	27.450 -0.150 -0.600
Gali ROSENSTEIN [1999] May AVIV [2004]								
7.	 ISR 1	0.6	10.000	0.3	8.900	8.700	27.300	27.300 -0.150 -0.750
Jagoda PILCH [2001] Dominika KURSA [2002]								
8.	 POL 2	0.5	10.000	0.0	8.650	8.350	27.000	27.000 -0.300 -1.050



8TH European Age Group Competition in Acrobatic Gymnastics Riesa (GER) September 23TH – 28TH, 2015



Women's group 11-16 - final









Place	Team	DV	D	Pen.	E	A	D+E+A-Pen.	Total score
Anastasiia BYKOVA [2004] Ekaterina SERGEEVA [2001] Elizaveta SERGEEVA [2001]								
1.	 RUS	0.7	10.000	0.0	9.200	8.800	28.000	28.000 -0.000
Iaroslava BEKRENEV [1999] Yuval REZNIK [1999] Noa KAZADO-Yakar [2003]								
2.	 ISR 1	0.7	10.000	0.0	9.000	8.800	27.800	27.800 -0.200 -0.200
Megan SMITH [2000] Leah MUNDAY [2000] Sophie REYNOLDS [2003]								
3.	 GBR	0.9	10.000	0.0	9.000	8.650	27.650	27.650 -0.150 -0.350
Carolina MONTEIRO [2001] Leonor CAVILHAS [2000] Leonor CARTAXO [2004]								
4.	 POR 1	0.7	10.000	0.0	8.900	8.550	27.450	27.450 -0.200 -0.550
Aukje QUIVREUX [2004] Liset LORRE [2000] Marthe VAN DE KEERE [2000]								
5.	 BEL 1	0.6	10.000	0.0	8.750	8.400	27.150	27.150 -0.300 -0.850
Natalia PERSICKE [1999] Valery MASLO [1999] Sophie SCHREINER [2003]								
6.	 GER 1	0.9	10.000	0.0	8.650	8.350	27.000	27.000 -0.150 -1.000
Vasilena RABOHCHIYSKA [2004] Gaya DILANOVA [2000] Tsvetelina DANCHEVA [1999]								
6.	 BUL	1.0	10.000	0.0	8.450	8.550	27.000	27.000 -0.000 -1.000
Nicola HYZYK [2001] Julia GALUSIAKOWSKA [2000] Monika SIWOLOWSKA [2003]								
8.	 POL 1	0.7	10.000	0.0	8.100	8.400	26.500	26.500 -0.500 -1.500



8TH European Age Group Competition in Acrobatic Gymnastics Riesa (GER) September 23TH – 28TH, 2015



Mixed pair 11-16 - final

Place	Team	DV	D	Pen.	E	A	D+E+A-Pen.	Total score
	Victoria AKSENOVA [2001] Alexander DUBOVITSKIY [2002]							27.650
1.	 RUS 1	0.5	10.000	0.3	9.050	8.900	27.650	-0.000
	Daniel BLINTSOV [2000] Sneschana SINKOV [2004]							27.450
2.	 GER	0.5	10.000	0.0	8.700	8.750	27.450	-0.200
	Finlay COCHRANE [2002] Kirsten OWEN [2004]							27.300
3.	 GBR 1	0.5	10.000	0.3	8.950	8.650	27.300	-0.150
	Pedro MALATO [2000] Maria SILVA [2002]							27.150
4.	 POR	0.5	10.000	0.0	8.650	8.500	27.150	-0.150
	Ani JOKHADZE [2002] Giga IMNADZE [2002]							26.600
5.	 GEO 2	0.5	10.000	0.3	8.350	8.550	26.600	-0.550
	Eveline HENDRIJCKX [2001] Seppe BEYENS [2000]							26.400
6.	 BEL	0.5	10.000	0.0	8.350	8.050	26.400	-0.200
	Lydiya NAUMENKO [1905] Oleksiy SHADURSKYI [2002]							26.250
7.	 UKR 2	0.5	10.000	0.3	8.350	8.200	26.250	-0.150
	Ecaterina ZABUTIRINA [2004] Emilian BUDU [2000]							26.250
7.	 MDA	0.5	10.000	0.0	7.950	8.300	26.250	-0.000



8TH European Age Group Competition in Acrobatic Gymnastics Riesa (GER) September 23TH – 28TH, 2015



Mens' pair 11-16 - final

Place	Team	DV	D	Pen.	E	A	D+E+A-Pen.	Total score
Sam LARGE [2001] Hector KINGHORN [2003]								28.200
1.	GBR	0.5	10.000	0.0	9.100	9.100	28.200	-0.000 -0.000
Semen LVOV [2003] Dmitrii GOLOVACHEV [2000]								27.850
2.	RUS	0.5	10.000	0.3	9.250	8.900	27.850	-0.350 -0.350
Mykyta LUKAKHIN [1999] Mykyta NIKITIN [2004]								27.450
3.	UKR	0.5	10.000	0.0	8.950	8.500	27.450	-0.400 -0.750
Alejandro GRANEL [1999] Rafael PLANELLS [2002]								27.300
4.	ESP	0.8	10.000	0.0	8.700	8.600	27.300	-0.150 -0.900
Tomás FILIPE [1999] Henrique BRANCO [2003]								27.000
5.	POR	0.5	10.000	0.0	8.400	8.600	27.000	-0.300 -1.200
Fabian ZYWIOL [1999] Oskar ZYWIOL [2004]								26.100
6.	POL	0.7	10.000	0.0	8.050	8.050	26.100	-0.900 -2.100





8TH European Age Group Competition in Acrobatic Gymnastics Riesa (GER) September 23TH – 28TH, 2015



Men's group 11-16 - final

Non official competition

Place	Team	DV	D	Pen.	E	A	D+E+A-Pen.	Total score
Giorgi KUPATADZE [1999] Rati TKEMALADZE [1999] Saba ZAZADZE [1999] Giorgi CHANADIRI [2002]								
1.	 GEO	0.5	10.000	0.0	8.500	8.200	26.700	26.700 -0.000 -0.000
Maksim PAVELKO [2003] Bogdan STEPANOV [2001] Rustam SALIMDZHANOV [2001] Ivan IVANOV [1999]								
2.	 RUS	0.3	9.600	0.0	8.000	7.600	25.200	25.200 -1.500 -1.500



8TH European Age Group Competition in Acrobatic Gymnastics Riesa (GER) September 23TH – 28TH, 2015



Women's pair 12-18 - qualifications

Place	Team		DV	D	Pen.	E	A	D+E+A-Pen.	Total score
1. Q	GBR 2 Marlena KROLICZEK [1999] Harriet COWPERTHWAIT [2002]	Balance	90.0	10.000	0.0	9.150	8.850	28.000	55.550
		Dynamic	76.0	10.000	0.0	8.800	8.750	27.550	-0.000
2.	GBR 1 Grace TUCKER [1998] Lucy GAMBLE [2001]	Balance	85.0	10.000	0.0	9.250	8.850	28.100	55.500
		Dynamic	72.0	10.000	0.0	8.700	8.700	27.400	-0.050
3. Q	RUS Vasilisa KUZNETSOVA [2001] Darina BALANTSOVA [1998]	Balance	97.0	10.000	0.0	9.000	8.550	27.550	54.700
		Dynamic	84.0	10.000	0.0	8.750	8.400	27.150	-0.800
4. Q	POR Beatriz GOMES [1997] Madalena CAVILHAS [2003]	Balance	84.0	10.000	0.0	8.950	8.450	27.400	54.350
		Dynamic	73.0	10.000	0.0	8.500	8.450	26.950	-0.350
5. Q	BEL Dagmar LAMMENS [2003] Hanne VANDEN BERGHE [1997]	Balance	90.0	10.000	0.0	9.000	8.350	27.350	54.200
		Dynamic	87.0	10.000	0.0	8.500	8.350	26.850	-0.150
6. Q	NED 1 Anna DE VISSER [2000] Carola MINKELS [1998]	Balance	80.0	10.000	0.0	8.850	8.350	27.200	54.050
		Dynamic	70.0	10.000	0.0	8.600	8.250	26.850	-0.150
7. Q	UKR 2 Iryna LADYENKO [2001] Yelyzaveta SHAPOVALOVA [1999]	Balance	86.0	10.000	0.0	8.750	8.500	27.250	53.950
		Dynamic	68.0	9.950	0.0	8.400	8.350	26.700	-0.100
8. Q	ISR 1 Or LAPIN [1999] Roni SURZON [2002]	Balance	77.0	9.900	0.0	8.500	8.450	26.850	53.700
		Dynamic	70.0	10.000	0.0	8.450	8.400	26.850	-0.250
9.	ISR 2 Keren FASSBERG [2003] Shachaf KLEIN [1999]	Balance	83.0	10.000	0.0	8.650	8.250	26.900	53.150
		Dynamic	68.0	9.950	0.0	8.150	8.150	26.250	-0.550
10.	UKR 1 Tatiana LAPTYEVA [2003] Anastasiya VASYLENKO [1998]	Balance	68.0	9.700	0.9	8.500	8.450	25.750	52.950
		Dynamic	79.0	10.000	0.0	8.700	8.500	27.200	-0.200
11.	NED 2 Insaaf EL AMRAOUI [2003] Marijke HOOGSTEDE [1997]	Balance	80.0	10.000	0.0	8.450	8.100	26.550	52.800
		Dynamic	63.0	9.800	0.0	8.300	8.150	26.250	-0.150
12. Q	GER Annalena KUNZ [1999] Kim WEICKERT [2002]	Balance	80.0	10.000	0.3	8.100	7.850	25.650	52.300
		Dynamic	76.0	10.000	0.0	8.500	8.150	26.650	-0.500

C. Charlie



8TH European Age Group Competition in Acrobatic Gymnastics Riesa (GER) September 23TH – 28TH, 2015



Women's pair 12-18 - qualifications

Place	Team		DV	D	P	E	A	B+E+A-P	Total score
13. R	BUL Yoana PETROVA [1999] Pamela YOTOVA [2003]	Balance	79.0	9.950	0.0	8.300	8.200	26.450	52.150
		Dynamic	62.0	9.800	0.0	7.850	8.050	25.700	-0.150 -3.400
14. R	FRA Margot RAYNAUD [2003] Doriane VINCENT [1998]	Balance	89.0	10.000	0.1	8.550	7.900	26.350	52.100
		Dynamic	75.0	10.000	0.1	8.000	7.850	25.750	-0.050 -3.450
15.	BLR Allaksandra LOZHKINA [1998] Maria ZHURAVLOVA [2002]	Balance	91.0	10.000	0.6	8.200	7.900	25.500	51.950
		Dynamic	67.0	9.900	0.0	8.500	8.050	26.450	-0.150 -3.600
16.	POL 1 Malwina SALA [1997] Maja STASICKA [2002]	Balance	85.0	10.000	0.3	7.450	7.900	25.050	50.450
		Dynamic	77.0	10.000	0.0	7.650	7.750	25.400	-1.500 -5.100
17.	HUN Dora HORVATH [1997] Rebeka TOMCSANYI [2003]	Balance	73.0	9.800	0.3	7.950	7.400	24.850	49.550
		Dynamic	70.0	10.000	0.0	7.300	7.400	24.700	-0.900 -6.000
18.	POL 2 Nadia JASINSKA [2000] Gabriela PODLES [2002]	Balance	79.0	9.950	0.9	8.100	7.750	24.900	48.900
		Dynamic	55.0	9.600	0.1	6.750	7.750	24.000	-0.650 -6.650
19.	FIN Sara UIIAS [1998] Eya ISO-TUISKU [2001]	Balance	65.0	9.600	1.5	7.350	7.000	22.450	44.900
		Dynamic	42.0	9.100	0.3	6.450	7.200	22.450	-4.000 -10.650

C. Charlie



8TH European Age Group Competition in Acrobatic Gymnastics Riesa (GER) September 23TH – 28TH, 2015



Women's group 12-18 - qualifications

Place	Team	DV	D	Pen.	E	A	D+E+A-Pen.	Total score	
1. Q	GBR Katherine WILLIAMS [2001] Scarlett WRIGHT [2000] Tabitha DAWSON [2001]	Balance	86.0	10.000	0.0	9.000	9.100	28.100	55.600
		Dynamic	79.0	10.000	0.0	8.800	8.700	27.500	-0.000
2. Q	RUS Polina PLASTININA [2002] Polina VOVKOTRUB [2001] Daria STRIZHAKOVA [2000]	Balance	88.0	10.000	0.0	9.050	8.700	27.750	55.400
		Dynamic	81.0	10.000	0.0	8.950	8.700	27.650	-0.200
3. Q	BLR Polina KALASOUSKAYA [2002] Alena CHERVINSKAYA [1999] Viktoryia STSEFANOVICH [1999]	Balance	85.0	10.000	0.0	9.150	8.850	28.000	55.350
		Dynamic	85.0	10.000	0.0	8.850	8.500	27.350	-0.050
4. Q	ISR 1 Or ARMONY [1997] Yuval WEINGOLD [1998] Tzili HURVITZ [2003]	Balance	84.0	10.000	0.0	8.800	8.750	27.550	55.250
		Dynamic	87.0	10.000	0.0	8.950	8.750	27.700	-0.100
5. Q	BEL 1 Esther GILSON [1998] Luka STRUYE [1998] Laura LAUREYS [2002]	Balance	81.0	10.000	0.0	8.650	8.500	27.150	54.650
		Dynamic	78.0	10.000	0.0	8.850	8.650	27.500	-0.600
6. Q	POR Beatriz BORDADAGUA [1997] Maria RODRIGUES [1998] Madalena MARTINS [2001]	Balance	85.0	10.000	0.0	8.700	8.350	27.050	54.000
		Dynamic	70.0	10.000	0.0	8.600	8.350	26.950	-0.650
7.	BEL 2 Sophie VANHERCKE [2000] Mieke DE SOMVIELE [1997] Emma VERHAEGHE [1997]	Balance	82.0	10.000	0.0	8.500	8.650	27.150	53.850
		Dynamic	70.0	10.000	0.0	8.300	8.400	26.700	-0.150
8.	BLR Hanna ISAYEVA [2003] Anhelina KRUKOVICH [2000] Varvara HRYSHKO [2000]	Balance	83.0	10.000	0.3	8.500	8.400	26.600	53.750
		Dynamic	82.0	10.000	0.0	8.750	8.400	27.150	-0.100
9. Q	UKR Alina KIPEN [2003] Anastasiya SOTNYK [2000] Diana ZAICHENKO [1999]	Balance	81.0	10.000	0.0	8.700	8.400	27.100	53.700
		Dynamic	74.0	10.000	0.0	8.350	8.250	26.600	-0.050
10. Q	NED 1 Frederique KLIJN [2003] Esmee VAN LINDONK [1999] Jyette VAN DEN BROEK [1998]	Balance	76.0	9.900	0.0	8.750	8.500	27.150	53.500
		Dynamic	70.0	10.000	0.0	8.200	8.150	26.350	-0.200
11. R	GER 2 Sarah ARNDT [1998] Anika LIEBELT [1998] Johanna SCHMALFUSS [2002]	Balance	82.0	10.000	0.0	8.300	8.250	26.550	53.200
		Dynamic	79.0	10.000	0.0	8.450	8.200	26.650	-0.300
12.	ISR 2 Enita BAZILENKO [2003] Yaelie MORDO [1999] Arbel Freedom RUBINSTEIN [2000]	Balance	88.0	10.000	0.0	8.550	8.350	26.900	53.050
		Dynamic	72.0	10.000	0.0	7.950	8.200	26.150	-0.150

C. Charline



8TH European Age Group Competition in Acrobatic Gymnastics Riesa (GER) September 23TH – 28TH, 2015



Women's group 12-18 - qualifications

Place	Team		DV	D	P	E	A	B+E+A-P	Total score		
13.	NED 2	Nienke WOULDSTRA [2003] Sanna VERHOEFF [1998] Ester VAN DER VEEN [1997]		Balance	80.0	10.000	0.0	8.400	8.150	26.550	52.900
		Dynamic	72.0	10.000	0.0	8.400	7.950	26.350	-0.150		
14. R	ESP 1	María BOLIVAR [2001] Clara SERRANO [1998] Cristina MENDEZ [1997]		Balance	80.0	10.000	0.0	8.600	8.450	27.050	52.800
		Dynamic	71.0	10.000	0.0	7.750	8.000	25.750	-0.100		
15.	POL 2	Karolina LEWICKA [2002] Gabriela RZEZNIKIEWICZ [1998] Aleksandra WARCHOL [1998]		Balance	80.0	10.000	0.0	8.650	8.250	26.900	52.600
		Dynamic	64.0	9.850	0.0	7.800	8.050	25.700	-0.200		
16.	BUL	Aleksandra ALEKSANDROVA [1998] Aleksandra SYAROVA [1998] Darina BOZHILOVA [2003]		Balance	95.0	10.000	0.0	8.500	8.150	26.650	52.550
		Dynamic	75.0	10.000	0.0	7.850	8.050	25.900	-0.050		
17.	GER 1	Lisa MÜLLER [1998] Lena WASCHULEWSKI [1998] Xenia BARTEL [2003]		Balance	90.0	10.000	0.0	8.400	8.000	26.400	52.350
		Dynamic	82.0	10.000	0.0	8.050	7.900	25.950	-0.200		
18.	POL 1	Daria SZULC [1998] Adrianna NACZYNSKA [1998] Natalia FEJA [2001]		Balance	83.0	10.000	0.3	8.600	8.200	26.500	52.050
		Dynamic	70.0	10.000	0.0	7.850	7.700	25.550	-0.300		
19.	GEO 1	Maria POPKHADZE [1998] Nana CHAKVETADZE [2000] Sopo GOGIJDZE [2003]		Balance	80.0	10.000	0.0	8.400	7.800	26.200	51.900
		Dynamic	73.0	10.000	0.0	8.200	7.500	25.700	-0.150		
20.	FRA	Maud VOITURET [2001] Maëva DESPLAT [1997] Sabrina DA SILVA AZEVEDO [2000]		Balance	100.0	10.000	0.0	8.100	7.950	26.050	51.700
		Dynamic	70.0	10.000	0.0	7.950	7.700	25.650	-0.200		
21.	ESP 2	Candela MONTERDE [2003] Paula LAGO [1997] María FERNANDEZ [1998]		Balance	88.0	10.000	0.6	8.300	8.000	25.700	51.250
		Dynamic	67.0	9.900	0.0	8.000	7.650	25.550	-0.450		
22.	IRL	Nhan SLEVIN [2002] Emma FLOOD [1999] Sadhbh OFLAHERTY [1997]		Balance	74.0	9.850	0.0	8.000	7.650	25.500	50.750
		Dynamic	56.0	9.650	0.0	7.900	7.700	25.250	-0.500		
23.	AUT	Elisabeth SPEER [1998] Lena ZOTTL [2000] Victoria LOIDL [2001]		Balance	70.0	9.750	0.3	8.150	8.050	25.650	50.500
		Dynamic	62.0	9.800	0.0	7.500	7.550	24.850	-0.250		
24.	FIN	Iida PELTONEN [1997] Emma LUOMA-NIRVA [2000] Ronja SAARINEN [2002]		Balance	80.0	10.000	0.3	7.500	7.650	24.850	49.900
		Dynamic	72.0	10.000	0.0	7.550	7.500	25.050	-0.600		



C. Charlier



8TH European Age Group Competition in Acrobatic Gymnastics
Riesa (GER) September 23TH – 28TH, 2015



Women's group 12-18 - qualifications

Place	Team		DV	D	P	E	A	B+E+A-P	Total score
25.	 GEO 2 Nino MAKHVILADZE [1998] Tiniko RIZHAMADZE [1998] Tinatini TEDORADZE [2002]	Balance	82.0	10.000	0.0	8.200	7.650	25.850	49.700
		Dynamic	73.0	10.000	1.0	7.500	7.350	23.850	-0.200
									-5.900
26.	 MDA Alina CUCIAS [1998] Anastasia CUCIAS [2001] Irina TRAVINSKAIA [1999]	Balance	96.0	10.000	0.3	7.500	7.750	24.950	49.650
		Dynamic	76.0	10.000	0.0	7.500	7.200	24.700	-0.050
									-5.950

C. Charlie



8th European Age Group Competition in Acrobatic Gymnastics Riesa (GER) September 23rd – 28th, 2015



Mixed pair 12-18 - qualifications

Place	Team		DV	D	Pen.	E	A	D+E+A-Pen.	Total score
1. Q	POR 1 Bruno PEREIRA [1997] Beatriz FIGUEIREDO [2002]	Balance	86.0	10.000	0.0	9.150	8.900	28.050	56.000
		Dynamic	83.0	10.000	0.0	9.100	8.850	27.950	-0.000
-0.000									
2. Q	RUS Aleksandra BALANDINA [2000] Valeriy TUKHASHVILI [1998]	Balance	87.0	10.000	0.0	9.150	8.750	27.900	55.750
		Dynamic	77.0	10.000	0.0	9.000	8.850	27.850	-0.250
-0.250									
3. Q	AZE Aghasif RAHIMOV [1998] Nurjan JABBARLI [2003]	Balance	95.0	10.000	0.0	8.850	8.700	27.550	55.200
		Dynamic	80.0	10.000	0.0	8.900	8.750	27.650	-0.550
-0.800									
4. Q	GBR Vada FINNIEAR [1997] Kenedi CROSS [2001]	Balance	87.0	10.000	0.3	8.750	8.750	27.200	54.500
		Dynamic	75.0	10.000	0.0	8.750	8.550	27.300	-0.700
-1.500									
5.	POR 2 Filipe SANTANA [1997] Marta NUNES [2003]	Balance	85.0	10.000	0.0	8.600	8.450	27.050	54.300
		Dynamic	78.0	10.000	0.0	8.850	8.400	27.250	-0.200
-1.700									
6. Q	UKR 1 Allna SAMUSIYEVA [2003] Dmytro CHERNOV [1998]	Balance	80.0	10.000	0.0	8.600	8.400	27.000	54.300
		Dynamic	74.0	10.000	0.0	8.750	8.550	27.300	-0.000
-1.700									
7. Q	BEL Janne LEPAGE [2002] Seppe UYTTERHOEVEN [1998]	Balance	75.0	9.850	0.0	8.650	8.350	26.850	54.150
		Dynamic	71.0	10.000	0.0	8.700	8.600	27.300	-0.150
-1.850									
8. Q	ISR Maxsim FISHMAN [1998] Shoham PORATH [2000]	Balance	89.0	10.000	0.0	8.400	8.450	26.850	54.050
		Dynamic	76.0	10.000	0.0	8.700	8.500	27.200	-0.100
-1.950									
9. Q	GER 1 Lara ZIEMER [2003] Stefan HÖNTSCH [1999]	Balance	81.0	10.000	0.0	8.000	8.150	26.150	53.300
		Dynamic	73.0	10.000	0.0	8.700	8.450	27.150	-0.750
-2.700									
10. R	POL 1 Kinga LEWICKA [2001] Lukasz WOJTASZCZYK [1997]	Balance	82.0	10.000	0.0	7.900	8.550	26.450	53.200
		Dynamic	79.0	10.000	0.0	8.500	8.250	26.750	-0.100
-2.800									
11.	GER 2 Richard KRETZSCHMAR [1998] Mara DITTRICH [2003]	Balance	75.0	9.850	0.0	8.100	8.150	26.100	53.100
		Dynamic	71.0	10.000	0.0	8.500	8.500	27.000	-0.100
-2.900									
12. R	NED Robin HOOIJENGA [2002] David HOZEMAN [1998]	Balance	80.0	10.000	0.0	8.000	8.150	26.150	53.050
		Dynamic	70.0	10.000	0.0	8.650	8.250	26.900	-0.050
-2.950									

C. Charlie



8th European Age Group Competition in Acrobatic Gymnastics
Riesa (GER) September 23rd – 28th, 2015



Mixed pair 12-18 - qualifications

Place	Team		DV	D	P	E	A	B+E+A-P	Total score
13.	UKR 2 Diana GRYSKO [2002] Dmytro BORDIAKIVSKYI [1998]	Balance	80.0	10.000	0.6	8.100	8.150	25.650	52.350
		Dynamic	74.0	10.000	0.0	8.550	8.150	26.700	-0.700
<hr/>									
14.	POL 2 Agata JECZMYK [2002] Daniel WICHARY [1999]	Balance	80.0	10.000	0.3	7.900	7.950	25.550	51.500
		Dynamic	70.0	10.000	0.0	8.000	7.950	25.950	-0.850
<hr/>									
15.	HUN Kristof SZOMBAUER [1998] Kitti BIRO [2003]	Balance	80.0	10.000	0.1	7.750	7.850	25.500	50.900
		Dynamic	61.0	9.750	0.1	7.900	7.850	25.400	-0.600
<hr/>									
16.	SUI Soraya TOMAS [2003] Dan BALUF [1998]	Balance	74.0	9.850	0.6	7.500	7.750	24.500	48.600
		Dynamic	59.0	9.700	0.0	7.000	7.400	24.100	-2.300
<hr/>									

C. Charlie



8th European Age Group Competition in Acrobatic Gymnastics Riesa (GER) September 23rd – 28th, 2015



Mens' pair 12-18 - qualifications

Place	Team		DV	D	Pen.	E	A	D+E+A-Pen.	Total score
1. Q	RUS 2	Vasilii SMIRNOV [1999] Mikhail VIKHROV [1997]							
		Balance	83.0	10.000	0.0	9.200	8.950	28.150	56.450
		Dynamic	72.0	10.000	0.0	9.250	9.050	28.300	-0.000
									-0.000
2.	RUS 1	Igor SUBBOTIN [1999] Aleksel VEPREV [1997]							
		Balance	89.0	10.000	0.0	9.000	8.750	27.750	55.450
		Dynamic	77.0	10.000	0.0	8.900	8.800	27.700	-1.000
									-1.000
3. Q	UKR 1	Dmytro NAUMENKO [1998] Vitaliy NEPOMNYASHCHYI [2002]							
		Balance	91.0	10.000	0.0	8.750	8.500	27.250	54.450
		Dynamic	87.0	10.000	0.0	8.750	8.450	27.200	-1.000
									-2.000
4. Q	ISR	Ari ARUTIUNIAN [2002] Noam WEISSGLAS [1998]							
		Balance	81.0	10.000	0.0	8.800	8.600	27.400	54.450
		Dynamic	73.0	10.000	0.0	8.550	8.500	27.050	-0.000
									-2.000
5.	UKR 2	Dmytro PALIEKHA [2003] Danylo PIDGRUSHNYI [1997]							
		Balance	84.0	10.000	0.0	8.850	8.300	27.150	54.050
		Dynamic	78.0	10.000	0.3	8.850	8.350	26.900	-0.400
									-2.400
6. Q	BLR 1	Uladzislau BARYNSKI [2001] Yury KHALETSKI [1998]							
		Balance	83.0	10.000	0.0	8.700	8.450	27.150	54.000
		Dynamic	88.0	10.000	0.0	8.600	8.250	26.850	-0.050
									-2.450
7. Q	AZE	Seymur JAFAROV [1997] Murad AKPAROV [2003]							
		Balance	100.0	10.000	0.0	9.050	8.700	27.750	53.750
		Dynamic	78.0	10.000	0.1	7.800	8.300	26.000	-0.250
									-2.700
8.	BLR 2	Maksim MARKEVICH [2001] Aleh MIKHALEVICH [2003]							
		Balance	74.0	9.850	0.0	8.700	8.200	26.750	53.700
		Dynamic	71.0	10.000	0.0	8.750	8.200	26.950	-0.050
									-2.750
9. Q	GEO	Giorgi OKROPIDZE [2002] Tariel SIRADZE [1997]							
		Balance	88.0	10.000	0.0	8.650	7.650	26.300	53.200
		Dynamic	74.0	10.000	0.0	8.650	8.250	26.900	-0.500
									-3.250
10. Q	MDA	Ghennadi IZMAILOV [2003] Ivan SERICOV [1998]							
		Balance	89.0	10.000	0.0	7.950	8.100	26.050	52.600
		Dynamic	71.0	10.000	0.0	8.350	8.200	26.550	-0.600
									-3.650
11. Q	BUL	Svetoslav GEORGIEV [2003] Martin SIMEONOV [1997]							
		Balance	88.0	10.000	0.9	8.550	8.000	25.650	51.800
		Dynamic	88.0	10.000	0.3	8.450	8.000	26.150	-0.800
									-4.650
12. R	ESP	Ismael MEDINA [0000] Jimenez ALVARO [0000]							
		Balance	80.0	10.000	0.3	8.200	8.300	26.200	51.550
		Dynamic	65.0	9.850	1.0	8.200	8.300	25.350	-0.250
									-4.900

C. Charlier



8th European Age Group Competition in Acrobatic Gymnastics
Riesa (GER) September 23rd – 28th, 2015



Mens' pair 12-18 - qualifications

Place	Team		DV	D	P	E	A	B+E+A-P	Total score
13. R	Andrea LA TORRE [1997] Simone MARTINO [2001] ITA	Balance	81.0	10.000	0.3	8.000	7.950	25.650	51.250
		Dynamic	69.0	9.950	0.0	8.050	7.600	25.600	-0.300
									-5.200
14.	Frazer WINDOWS [2000] Finlay GRAY [2002] GBR	Balance	69.0	9.700	1.5	8.000	8.400	24.600	24.600
		Dynamic	0.0	0.000	0.0	0.000	0.000	0.000	-26.650
									-31.850

C. Chaulin



8TH European Age Group Competition in Acrobatic Gymnastics Riesa (GER) September 23TH – 28TH, 2015



Men's group 12-18 - qualifications

Place	Team	DV	D	Pen.	E	A	D+E+A-Pen.	Total score	
1. Q	RUS Vadim NABIEV [2001] Artem BALASHOV [1998] Petr KIREEV [1997] Alexander SOROKIN [1997]	Balance	81.0	10.000	0.0	9.150	8.600	27.750	55.550
		Dynamic	80.0	10.000	0.0	9.150	8.650	27.800	-0.000 -0.000
2. Q	GBR 1 Aidan LIM [2002] Alberto CARDILLO-ZALLO [2000] Alexander PAPWORTH [1999] Christian COX [1998]	Balance	80.0	10.000	0.0	9.000	9.000	28.000	55.500
		Dynamic	67.0	9.900	0.0	8.900	8.700	27.500	-0.050 -0.050
3.	GBR 2 Finnian GAVIN [2001] Nathan BRADY [1998] Michael GILL [1998] Ryan DURY [1997]	Balance	80.0	10.000	0.0	8.900	8.800	27.700	55.400
		Dynamic	80.0	10.000	0.0	9.000	8.700	27.700	-0.100 -0.150
4. Q	POR Joao PEREIRA [2000] Henrique SILVA [2000] Henrique PIQUIEIRO [1999] Miguel SILVA [2003]	Balance	82.0	10.000	0.0	8.950	8.550	27.500	54.400
		Dynamic	80.0	10.000	0.0	8.450	8.450	26.900	-1.000 -1.150
5. Q	BUL Aleks VLADIMIROV [2003] Ivan ALEKSANDROV [2001] Martin VASILEV [1998] Krasimir ANGELOV [2000]	Balance	90.0	10.000	0.0	8.750	8.050	26.800	52.800
		Dynamic	78.0	10.000	0.0	8.050	7.950	26.000	-1.600 -2.750
6. Q	POL Szymon BENTKOWSKI [2001] Dorian PAS [1997] Jan SOCHA [1999] Szymon PAS [1999]	Balance	82.0	10.000	0.3	8.250	7.500	25.450	50.950
		Dynamic	78.0	10.000	0.0	7.750	7.750	25.500	-1.850 -4.600
7. Q	GER Sebastian GROHMANN [1998] Erik LEPPUHNER [1998] Florian VITERA [1998] Tom MÄDLER [2001]	Balance	99.0	10.000	0.6	8.100	7.950	25.450	50.050
		Dynamic	85.0	10.000	0.0	6.800	7.800	24.600	-0.900 -5.500









C. Chouhine



8TH European Age Group Competition in Acrobatic Gymnastics Riesa (GER) September 23TH – 28TH, 2015



Women's pair 12-18 - final

Place	Team	DV	D	Pen.	E	A	D+E+A-Pen.	Total score
Vasilisa KUZNETSOVA [2001] Darina BALANTSOVA [1998]								
1.	 RUS	113.0	10.000	0.0	8.950	8.750	27.700	27.700 -0.000 -0.000
Dagmar LAMMENS [2003] Hanne VANDEN BERGHE [1997]								
2.	 BEL	105.0	10.000	0.0	8.950	8.650	27.600	27.600 -0.100 -0.100
Marlena KROLICZEK [1999] Harriet COWPERTHWAIT [2002]								
3.	 GBR 2	112.0	10.000	0.0	8.750	8.800	27.550	27.550 -0.050 -0.150
Or LAPIN [1999] Roni SURZON [2002]								
4.	 ISR 1	99.0	9.950	0.0	8.600	8.700	27.250	27.250 -0.300 -0.450
Anna DE VISSER [2000] Carola MINKELS [1998]								
5.	 NED 1	101.0	10.000	0.0	8.300	8.400	26.700	26.700 -0.550 -1.000
Annalena KUNZ [1999] Kim WEICKERT [2002]								
6.	 GER	100.0	10.000	0.0	8.350	8.150	26.500	26.500 -0.200 -1.200
Beatriz GOMES [1997] Madalena CAVILHAS [2003]								
7.	 POR	120.0	10.000	0.0	7.750	8.350	26.100	26.100 -0.400 -1.600
Iryna LADYNNENKO [2001] Yelyzaveta SHAPOVALOVA [1999]								
8.	 UKR 2	116.0	10.000	0.3	8.000	7.850	25.550	25.550 -0.550 -2.150



8TH European Age Group Competition in Acrobatic Gymnastics Riesa (GER) September 23TH – 28TH, 2015



Women's group 12-18 - final









Place	Team	DV	D	Pen.	E	A	D+E+A-Pen.	Total score
Katherine WILLIAMS [2001] Scarlett WRIGHT [2000] Tabitha DAWSON [2001]								
1.	GBR	107.0	10.000	0.0	9.100	8.850	27.950	27.950 -0.000 -0.000
Polina PLASTININA [2002] Polina VOVKOTRUB [2001] Daria STRIZHAKOVA [2000]								
2.	RUS	117.0	10.000	0.0	9.000	8.900	27.900	27.900 -0.050 -0.050
Or ARMONY [1997] Yuval WEINGOLD [1998] Tzili HURVITZ [2003]								
3.	ISR 1	103.0	10.000	0.0	8.800	9.000	27.800	27.800 -0.100 -0.150
Palina KALASOUSKAYA [2002] Alena CHERVINSKAYA [1999] Viktoriya STSEFANOVICH [1999]								
4.	BLR	118.0	10.000	0.0	8.900	8.750	27.650	27.650 -0.150 -0.300
Esther GILSON [1998] Luka STRUYE [1998] Laura LAUREYS [2002]								
5.	BEL 1	106.0	10.000	0.0	8.850	8.550	27.400	27.400 -0.250 -0.550
Alina KIPEN [2003] Anastasiya SOTNYK [2000] Diana ZAICHENKO [1999]								
6.	UKR	105.0	10.000	0.0	8.750	8.400	27.150	27.150 -0.250 -0.800
Frederique KLIJN [2003] Esmee VAN LINDONK [1999] Jyette VAN DEN BROEK [1998]								
7.	NED 1	109.0	10.000	0.0	8.600	8.350	26.950	26.950 -0.200 -1.000
Beatriz BORDADAGUA [1997] Maria RODRIGUES [1998] Madalena MARTINS [2001]								
8.	POR	103.0	10.000	0.0	8.450	8.400	26.850	26.850 -0.100 -1.100



8TH European Age Group Competition in Acrobatic Gymnastics Riesa (GER) September 23TH – 28TH, 2015



Mixed pair 12-18 - final









Place	Team	DV	D	Pen.	E	A	D+E+A-Pen.	Total score
Bruno PEREIRA [1997] Beatriz FIGUEIREDO [2002]								
1.	 POR 1	100.0	10.000	0.0	9.150	8.800	27.950	27.950 -0.000 -0.000
Aleksandra BALANDINA [2000] Valeriy TUKHASHVILI [1998]								
2.	 RUS	103.0	10.000	0.0	9.050	8.850	27.900	27.900 -0.050 -0.050
Aghasif RAHIMOV [1998] Nurjan JABBARLI [2003]								
3.	 AZE	105.0	10.000	0.0	8.900	8.900	27.800	27.800 -0.100 -0.150
Maxsim FISHMAN [1998] Shoham PORATH [2000]								
4.	 ISR	102.0	10.000	0.0	8.550	8.500	27.050	27.050 -0.750 -0.900
Janne LEPAGE [2002] Sepp UYTTERHOEVEN [1998]								
5.	 BEL	101.0	10.000	0.0	8.350	8.450	26.800	26.800 -0.250 -1.150
Alina SAMUSIYEVA [2003] Dmytro CHERNOV [1998]								
6.	 UKR 1	106.0	10.000	0.0	8.400	8.250	26.650	26.650 -0.150 -1.300
Lara ZIEMER [2003] Stefan HÖNTSCH [1999]								
7.	 GER 1	103.0	10.000	0.0	8.250	8.350	26.600	26.600 -0.050 -1.350
Kinga LEWICKA [2001] Lukasz WOJTASZCZYK [1997]								
8.	 POL 1	93.0	9.800	0.9	7.700	8.100	24.700	24.700 -1.900 -3.250



8TH European Age Group Competition in Acrobatic Gymnastics Riesa (GER) September 23TH – 28TH, 2015



Mens' pair 12-18 - final







Place	Team	DV	D	Pen.	E	A	D+E+A-Pen.	Total score
Vasilii SMIRNOV [1999] Mikhail VIKHROV [1997]								27.950
1.	 RUS 2	100.0	10.000	0.0	9.000	8.950	27.950	-0.000 -0.000
Seymur JAFAROV [1997] Murad AKPAROV [2003]								27.650
2.	 AZE	119.0	10.000	0.0	8.950	8.700	27.650	-0.300 -0.300
Uladzislau BARYNSKI [2001] Yury KHALETSKI [1998]								27.600
3.	 BLR 1	115.0	10.000	0.0	9.000	8.600	27.600	-0.050 -0.350
Dmytro NAUMENKO [1998] Vitaliy NEPOMNYASHCHYI [2002]								27.350
4.	 UKR 1	112.0	10.000	0.0	8.800	8.550	27.350	-0.250 -0.600
Ari ARUTUNIAN [2002] Noam WEISSGLAS [1998]								27.250
5.	 ISR	105.0	10.000	0.0	8.500	8.750	27.250	-0.100 -0.700
Svetoslav GEORGIEV [2003] Martin SIMEONOV [1997]								27.050
6.	 BUL	113.0	10.000	0.3	8.750	8.600	27.050	-0.200 -0.900
Ghennadi IZMAILOV [2003] Ivan SERICOV [1998]								25.700
7.	 MDA	114.0	10.000	0.0	7.650	8.050	25.700	-1.350 -2.250
Giorgi OKROPIRIDZE [2002] Tariel SIRADZE [1997]								25.550
8.	 GEO	101.0	10.000	0.3	8.150	7.700	25.550	-0.150 -2.400



8TH European Age Group Competition in Acrobatic Gymnastics Riesa (GER) September 23TH – 28TH, 2015



Men's group 12-18 - final

Place	Team	DV	D	Pen.	E	A	D+E+A-Pen.	Total score
Vadim NABIEV [2001] Artem BALASHOV [1998] Petr KIREEV [1997] Alexander SOROKIN [1997]								
1.	 RUS	110.0	10.000	0.0	9.250	9.000	28.250	28.250 -0.000 -0.000
Aidan LIM [2002] Alberto CARDILLO-ZALLO [2000] Alexander PAPWORTH [1999] Christian COX [1998]								
2.	 GBR 1	117.0	10.000	0.0	9.000	8.800	27.800	27.800 -0.450 -0.450
Joao PEREIRA [2000] Henrique SILVA [2000] Henrique PIQUIEIRO [1999] Miguel SILVA [2003]								
3.	 POR	101.0	10.000	0.0	8.800	8.650	27.450	27.450 -0.350 -0.800
Aleks VLADIMIROV [2003] Ivan ALEKSANDROV [2001] Martin VASILEV [1998] Krasimir ANGELOV [2000]								
4.	 BUL	111.0	10.000	0.0	8.500	8.250	26.750	26.750 -0.700 -1.500
Sebastian GROHMANN [1998] Erik LEPPUHNER [1998] Florian VITERA [1998] Tom MÄDLER [2001]								
5.	 GER	110.0	10.000	0.0	7.800	8.150	25.950	25.950 -0.800 -2.300
Szymon BENTKOWSKI [2001] Dorian PAS [1997] Jan SOCHA [1999] Szymon PAS [1999]								
6.	 POL	112.0	10.000	0.0	7.450	7.750	25.200	25.200 -0.750 -3.050



27. EUROPEAN CHAMPIONSHIPS
11. EUROPEAN CHAMPIONSHIPS JUNIOR
ACROBATIC GYMNASTICS RIESA | DEUTSCHLAND



Women's pair junior - all-around qualifications







Place	Team		DV	D	Pen.	E	A	D+E+A-Pen.	Total score
Lore VANDEN BERGHE [1998] Noémie LAMMERTYN [2002]									
1.	BEL	Balance	133	10.000	0.0	9.100	9.050	28.150	55.900
		Dynamic	118	10.000	0.0	8.750	9.000	27.750	-0.000
Elizaveta SAFONOVA [2002] Evelina BAVYKINA [1998]									
2.	RUS	Balance	137	10.000	0.0	9.000	8.700	27.700	55.650
		Dynamic	112	10.000	0.0	8.850	9.100	27.950	-0.000
Mika LEFKOVITCH [1996] Ofri DINAR [2001]									
3.	ISR	Balance	123	10.000	0.0	8.800	9.050	27.850	54.420
		Dynamic	102	9.920	0.0	8.450	8.200	26.570	-0.000
Beatriz FERREIRA [2002] Catarina MARTINS [1999]									
4.	POR	Balance	120	10.000	0.0	8.750	8.650	27.400	54.150
		Dynamic	110	10.000	0.0	8.300	8.450	26.750	-0.000
Abigail HIPKISS [1998] Tiana MCCLURG [2002]									
5.	GBR	Balance	127	10.000	0.0	8.700	8.350	27.050	53.590
		Dynamic	97	9.840	0.0	8.000	8.700	26.540	-0.000
Anastasiya AZAROVA [2002] Kateryna TEMNOKHUD [1997]									
6.	UKR	Balance	135	10.000	1.2	8.050	8.100	24.950	52.100
		Dynamic	112	10.000	0.0	8.550	8.600	27.150	-0.000
Lotte MOOREN [2000] Janiek VAN VLIJMEN [1996]									
7.	NED	Balance	109	9.880	0.0	8.100	8.000	25.980	51.650
		Dynamic	91	9.720	0.0	7.750	8.200	25.670	-0.000
Viktoria KECHEVA [1996] Yoana DZHUNEVA [2002]									
8.	BUL	Balance	114	9.940	0.9	8.200	8.450	25.690	51.060
		Dynamic	107	9.970	0.0	7.200	8.200	25.370	-0.000
Kornelia BISKOWSKA [1905] Roza HARENDA [1905]									
9.	POL	Balance	88	9.450	0.3	7.450	7.450	24.050	47.600
		Dynamic	77	9.300	0.0	6.600	7.650	23.550	-0.000



27. EUROPEAN CHAMPIONSHIPS
11. EUROPEAN CHAMPIONSHIPS JUNIOR
ACROBATIC GYMNASTICS RIESA | DEUTSCHLAND



Women's pair junior - static final







Place	Team	DV	D	Pen.	E	A	D+E+A-Pen.	Total score
Lore VANDEN BERGHE [1998] Noémie LAMMERTYN [2002]								
1.	 BEL	static	133	10.000	0.0	9.000	9.100	28.100
								-0.000
								-0.000
Elizaveta SAFONOVA [2002] Evelina BAVYKINA [1998]								
1.	 RUS	static	137	10.000	0.0	9.100	9.000	28.100
								-0.000
								-0.000
Abigail HIPKISS [1998] Tiana MCCLURG [2002]								
3.	 GBR	static	127	10.000	0.0	8.600	8.850	27.450
								-0.650
								-0.650
Beatriz FERREIRA [2002] Catarina MARTINS [1999]								
3.	 POR	static	120	10.000	0.0	8.750	8.700	27.450
								-0.000
								-0.650
Mika LEFKOVITCH [1996] Ofri DINAR [2001]								
5.	 ISR	static	119	9.990	0.3	8.550	8.550	26.790
								-0.660
								-1.310
Lotte MOOREN [2000] Janiek VAN VLIJMEN [1996]								
6.	 NED	static	109	9.880	0.0	8.300	8.450	26.630
								-0.160
								-1.470



27. EUROPEAN CHAMPIONSHIPS
11. EUROPEAN CHAMPIONSHIPS JUNIOR
ACROBATIC GYMNASTICS RIESA | DEUTSCHLAND



Women's pair junior - dynamic final

Place	Team	DV	D	Pen.	E	A	D+E+A-Pen.	Total score
Lore VANDEN BERGHE [1998] Noémie LAMMERTYN [2002]								
1.	 BEL	dynamic	118	10.000	0.0	8.950	9.000	27.950
-0.000								
-0.000								
Anastasiya AZAROVA [2002] Kateryna TEMNOKHUD [1997]								
2.	 UKR	dynamic	112	10.000	0.0	8.800	8.550	27.350
-0.600								
-0.600								
Beatriz FERREIRA [2002] Catarina MARTINS [1999]								
3.	 POR	dynamic	110	10.000	0.0	8.500	8.750	27.250
-0.100								
-0.700								
Elizaveta SAFONOVA [2002] Evelina BAVYKINA [1998]								
4.	 RUS	dynamic	112	10.000	0.0	8.500	8.550	27.050
-0.200								
-0.900								
Mika LEFKOVITCH [1996] Ofri DINAR [2001]								
5.	 ISR	dynamic	102	9.920	0.0	8.750	8.350	27.020
-0.030								
-0.930								
Abigail HIPKISS [1998] Tiana MCCLURG [2002]								
6.	 GBR	dynamic	97	9.840	0.0	8.450	8.600	26.890
-0.130								
-1.060								



27. EUROPEAN CHAMPIONSHIPS
11. EUROPEAN CHAMPIONSHIPS JUNIOR
ACROBATIC GYMNASTICS RIESA | DEUTSCHLAND



Women's pair junior - all-around final


Place	Team	DV	D	Pen.	E	A	D+E+A-Pen.	Total score
Lore VANDEN BERGHE [1998] Noémie LAMMERTYN [2002]								
1.	BEL							83.950
		Balance	133	10.000	0.0	9.100	9.050	28.150
		Dynamic	118	10.000	0.0	8.750	9.000	27.750
		Combined	150	10.000	0.0	9.000	9.050	28.050
								- 0.000
								- 0.000
Elizaveta SAFONOVA [2002] Evelina BAVYKINA [1998]								
2.	RUS							83.500
		Balance	137	10.000	0.0	9.000	8.700	27.700
		Dynamic	112	10.000	0.0	8.850	9.100	27.950
		Combined	147	10.000	0.0	9.000	8.850	27.850
								- 0.450
								- 0.450
Beatriz FERREIRA [2002] Catarina MARTINS [1999]								
3.	POR							81.500
		Balance	120	10.000	0.0	8.750	8.650	27.400
		Dynamic	110	10.000	0.0	8.300	8.450	26.750
		Combined	140	10.000	0.0	8.750	8.600	27.350
								- 2.000
								- 2.450
Abigail HIPKISS [1998] Tiana MCCLURG [2002]								
4.	GBR							80.820
		Balance	127	10.000	0.0	8.700	8.350	27.050
		Dynamic	97	9.840	0.0	8.000	8.700	26.540
		Combined	138	9.980	0.0	8.550	8.700	27.230
								- 0.680
								- 3.130
Anastasiya AZAROVA [2002] Kateryna TEMNOKHUD [1997]								
5.	UKR							79.750
		Balance	135	10.000	1.2	8.050	8.100	24.950
		Dynamic	112	10.000	0.0	8.550	8.600	27.150
		Combined	150	10.000	0.0	8.950	8.700	27.650
								- 1.070
								- 4.200
Mika LEFKOVITCH [1996] Ofri DINAR [2001]								
6.	ISR							79.740
		Balance	123	10.000	0.0	8.800	9.050	27.850
		Dynamic	102	9.920	0.0	8.450	8.200	26.570
		Combined	112	9.720	0.0	7.300	8.300	25.320
								- 0.010
								- 4.210
Viktoria KECHEVA [1996] Yoana DZHUNEVA [2002]								
7.	BUL							77.700
		Balance	114	9.940	0.9	8.200	8.450	25.690
		Dynamic	107	9.970	0.0	7.200	8.200	25.370
		Combined	134	9.940	0.0	8.300	8.400	26.640
								- 2.040
								- 6.250
Lotte MOOREN [2000] Janiek VAN VLIJMEN [1996]								
7.	NED							77.700
		Balance	109	9.880	0.0	8.100	8.000	25.980
		Dynamic	91	9.720	0.0	7.750	8.200	25.670
		Combined	130	9.900	0.0	8.050	8.100	26.050
								- 0.000
								- 6.250



27. EUROPEAN CHAMPIONSHIPS
 11. EUROPEAN CHAMPIONSHIPS JUNIOR
 ACROBATIC GYMNASTICS RIESA | DEUTSCHLAND



Women's pair junior - all-around final

Place	Team	DV	D	P	E	A	D+E+A-P	Total score
Kornelia BISKOWSKA [1905] Roza HARENDA [1905]								
9.	 POL							70.830
		Balance	88	9.450	0.3	7.450	7.450	24.050
		Dynamic	77	9.300	0.0	6.600	7.650	23.550
		Combined	109	9.680	0.3	6.250	7.600	23.230
								- 6.870
								- 13.120



27. EUROPEAN CHAMPIONSHIPS
11. EUROPEAN CHAMPIONSHIPS JUNIOR
ACROBATIC GYMNASTICS RIESA | DEUTSCHLAND



Women's group junior - all-around qualifications

Place	Team	DV	D	Pen.	E	A	D+E+A-Pen.	Total score	
1. Q	GBR 1 Casey ELY [1997] Ilisha BOARDMAN [1996] Niamh MEANEY [2002]	Balance	122	10.000	0.0	9.200	9.150	28.350	56.350
		Dynamic	115	10.000	0.0	9.000	9.000	28.000	-0.000
2.	GBR 2 Erin MATTINSON [1996] Lauren EMMERSON [2000] Lucy ATKINSON [2001]	Balance	123	10.000	0.0	9.000	8.900	27.900	55.750
		Dynamic	117	10.000	0.0	8.950	8.900	27.850	-0.000
3. Q	RUS Ekaterina BALEZINA [2001] Julia ZUBAREVA [1998] Valeriia RODYGINA [1998]	Balance	122	10.000	0.0	9.100	8.600	27.700	55.340
		Dynamic	109	9.990	0.0	8.850	8.800	27.640	-0.000
4. Q	POR 2 Michelle SILVA [1997] Ana MENDES [1997] Carolina DIAS [2002]	Balance	132	10.000	0.0	9.000	8.600	27.600	55.300
		Dynamic	117	10.000	0.0	8.950	8.750	27.700	-0.000
5. Q	BLR 2 Krystsina LISHOVA [1999] Aliaksandra MELAMED [1999] Kseniya MELAMED [2001]	Balance	113	9.930	0.0	9.150	8.950	28.030	55.160
		Dynamic	108	9.980	0.0	8.500	8.650	27.130	-0.000
6.	POR 1 Joana CANADA [1998] Francisca MAIA [1998] Beatriz COSTA [1992]	Balance	124	10.000	0.3	8.900	8.700	27.300	55.050
		Dynamic	114	10.000	0.0	9.000	8.750	27.750	-0.000
7.	BLR 1 Alina KIRYCHENKA [1997] Hanna SHYMANOVICH [1998] Lizaveta TSIARESHCHANKA [2000]	Balance	121	10.000	0.0	8.800	8.850	27.650	54.600
		Dynamic	114	10.000	0.0	8.400	8.550	26.950	-0.000
8. Q	BEL Bieke DE KEYZER [1997] Zara MAESELE [2001] Dante VAN LAECKE [1998]	Balance	124	10.000	0.0	8.750	8.700	27.450	54.500
		Dynamic	111	10.000	0.0	8.600	8.450	27.050	-0.000
9. Q	POL Marta SRUTWA [1997] Magda RAJTOR [1997] Oliwia HALUPKA [2001]	Balance	124	10.000	0.0	8.700	8.450	27.150	54.350
		Dynamic	114	10.000	0.0	8.750	8.450	27.200	-0.000
10. Q	GER 1 Michelle MAUSOLF [1996] Shirley KLIER [1998] Gofran SOLH [2000]	Balance	128	10.000	0.0	8.650	8.600	27.250	54.050
		Dynamic	100	9.900	0.0	8.550	8.350	26.800	-0.000

Women's group junior - all-around qualifications

Place	Team		DV	D	P	E	A	B+E+A-P	Total score
Fem VAN OS [2002] Laura RUIJSCH [1997] Pleunie VAN MOOK [1997]									
10.	 NED 1	Balance	120	10.000	0.0	8.600	8.450	27.050	54.050
		Dynamic	112	10.000	0.0	8.500	8.500	27.000	-0.000
Monika KOLEVA [1999] Evgenia GRIGOROVA [1999] Viktoria CHOBANOVA [2002]									
12.	 BUL	Balance	122	10.000	0.1	8.450	8.300	26.650	53.560
		Dynamic	106	9.960	0.0	8.550	8.400	26.910	-0.000
Noa EILON LUSTIGAM [1996] Maya YAHALOM [1999] Kesem HERSHKOVITZ [2001]									
13.	 ISR 2	Balance	113	9.930	0.3	8.700	8.650	26.980	53.310
		Dynamic	99	9.880	0.0	8.350	8.100	26.330	-0.000
Kenza RAHMANE [2001] Margot DESCHAMPS [1997] Jeanne TROTIN [1999]									
14.	 FRA	Balance	116	9.960	0.0	8.150	8.250	26.360	52.830
		Dynamic	102	9.920	0.0	8.250	8.300	26.470	-0.000
Gal YELLINEK [1996] Bar HINOVICH [1996] Linoy ASHKENAZI [2001]									
15.	 ISR 1	Balance	122	10.000	0.6	8.300	8.200	25.900	52.200
		Dynamic	100	9.900	0.0	8.100	8.300	26.300	-0.000
Sharon FOKKENS [2002] Jadhith HAAKMA [1998] Mare BLAAM [1998]									
16.	 NED 2	Balance	120	10.000	0.0	7.700	8.000	25.700	51.950
		Dynamic	110	10.000	0.0	8.250	8.000	26.250	-0.000
Piroska HERCZEGH [1996] Panna HERCZEGH [1998] Eszter KALMAN [2002]									
17.	 HUN	Balance	111	9.910	0.0	8.200	7.900	26.010	51.740
		Dynamic	108	9.980	0.0	8.000	7.750	25.730	-0.000
Anya FARRELL [1996] Patricia SLOYAN [1996] Ellis ONEILL [2002]									
18.	 IRL	Balance	84	9.350	0.7	7.850	7.400	23.900	49.470
		Dynamic	86	9.620	0.0	7.950	8.000	25.570	-0.000
Jana MENDEL [1996] Daniela MEHLHAFF [1996] Xenia Denise MEHLHAFF [2002]									
19.	 GER 2	Balance	90	9.500	0.9	7.100	7.250	22.950	48.730
		Dynamic	103	9.930	0.1	7.800	8.150	25.780	-0.000



27. EUROPEAN CHAMPIONSHIPS
11. EUROPEAN CHAMPIONSHIPS JUNIOR
ACROBATIC GYMNASTICS RIESA | DEUTSCHLAND



Women's group junior - balance final






Place	Team	DV	D	Pen.	E	A	D+E+A-Pen.	Total score
Krystsina LISHOVA [1999] Aliaksandra MELAMED [1999] Kseniya MELAMED [2001]								
1.	BLR 2	balance	113	9.930	0.0	9.150	9.200	28.280
								-0.000
								-0.000
Ekaterina BALEZINA [2001] Julia ZUBAREVA [1998] Valeriia RODYGINA [1998]								
2.	RUS	balance	122	10.000	0.0	9.000	8.900	27.900
								-0.380
								-0.380
Michelle SILVA [1997] Ana MENDES [1997] Carolina DIAS [2002]								
3.	POR 2	balance	132	10.000	0.0	9.050	8.700	27.750
								-0.150
								-0.530
Casey ELY [1997] Ilisha BOARDMAN [1996] Niamh MEANEY [2002]								
4.	GBR 1	balance	122	10.000	0.3	8.850	9.000	27.550
								-0.200
								-0.730
Marta SRUTWA [1997] Magda RAJTOR [1997] Oliwia HALUPKA [2001]								
5.	POL	balance	124	10.000	0.0	8.750	8.700	27.450
								-0.100
								-0.830
Bieke DE KEYZER [1997] Zara MAESELE [2001] Dante VAN LAECKE [1998]								
6.	BEL	balance	124	10.000	0.3	8.900	8.650	27.250
								-0.200
								-1.030
Michelle MAUSOLF [1996] Shirley KLIER [1998] Gofran SOLH [2000]								
7.	GER 1	balance	128	10.000	0.0	8.450	8.700	27.150
								-0.100
								-1.130
Fem VAN OS [2002] Laura RUIJSCH [1997] Pleunie VAN MOOK [1997]								
8.	NED 1	balance	120	10.000	0.3	8.600	8.600	26.900
								-0.250
								-1.380



27. EUROPEAN CHAMPIONSHIPS
11. EUROPEAN CHAMPIONSHIPS JUNIOR
ACROBATIC GYMNASTICS RIESA | DEUTSCHLAND



Women's group junior - dynamic final

Place	Team	DV	D	Pen.	E	A	D+E+A-Pen.	Total score
Joana CANADA [1998] Francisca MAIA [1998] Beatriz COSTA [1992]								
1.	 POR 1	dynamic	114	10.000	0.0	9.150	9.000	28.150
-0.000								
Casey ELY [1997] Ilisha BOARDMAN [1996] Niamh MEANEY [2002]								
2.	 GBR 1	dynamic	115	10.000	0.0	9.000	9.050	28.050
-0.000								
Bieke DE KEYZER [1997] Zara MAESELE [2001] Dante VAN LAECKE [1998]								
3.	 BEL	dynamic	111	10.000	0.0	8.800	8.800	27.600
-0.000								
Marja SRUTWA [1997] Magda RAJTOR [1997] Oliwia HALUPKA [2001]								
4.	 POL	dynamic	114	10.000	0.0	8.750	8.650	27.400
-0.000								
Ekaterina BALEZINA [2001] Julia ZUBAREVA [1998] Valeriia RODYGINA [1998]								
5.	 RUS	dynamic	109	9.990	0.0	8.600	8.650	27.240
-0.000								
Fem VAN OS [2002] Laura RUIJSCH [1997] Pleunie VAN MOOK [1997]								
6.	 NED 1	dynamic	112	10.000	0.0	8.600	8.600	27.200
-0.000								
Krystsina LISHOVA [1999] Aliaksandra MELAMED [1999] Kseniya MELAMED [2001]								
7.	 BLR 2	dynamic	108	9.980	0.0	8.400	8.750	27.130
-0.000								
Monika KOLEVA [1999] Evgenia GRIGOROVA [1999] Viktoria CHOBANOVA [2002]								
8.	 BUL	dynamic	106	9.960	0.0	8.250	8.350	26.560
-0.000								



27. EUROPEAN CHAMPIONSHIPS
11. EUROPEAN CHAMPIONSHIPS JUNIOR
ACROBATIC GYMNASTICS RIESA | DEUTSCHLAND



Women's group junior - all-around final






Place	Team	DV	D	Pen.	E	A	D+E+A-Pen.	Total score
Casey ELY [1997] Ilisha BOARDMAN [1996] Niamh MEANEY [2002]								
1.	GBR 1							84.300
		Balance	122	10.000	0.0	9.200	9.150	28.350
		Dynamic	115	10.000	0.0	9.000	9.000	28.000
		Combined	145	10.000	0.0	8.950	9.000	27.950
								-0.000
								-0.000
Krystsina LISHOVA [1999] Aliaksandra MELAMED [1999] Kseniya MELAMED [2001]								
2.	BLR 2							82.960
		Balance	113	9.930	0.0	9.150	8.950	28.030
		Dynamic	108	9.980	0.0	8.500	8.650	27.130
		Combined	153	10.000	0.0	8.900	8.900	27.800
								-1.340
								-1.340
Michelle SILVA [1997] Ana MENDES [1997] Carolina DIAS [2002]								
3.	POR 2							82.800
		Balance	132	10.000	0.0	9.000	8.600	27.600
		Dynamic	117	10.000	0.0	8.950	8.750	27.700
		Combined	159	10.000	0.0	8.750	8.750	27.500
								-0.160
								-1.500
Ekaterina BALEZINA [2001] Julia ZUBAREVA [1998] Valeriia RODYGINA [1998]								
4.	RUS							82.690
		Balance	122	10.000	0.0	9.100	8.600	27.700
		Dynamic	109	9.990	0.0	8.850	8.800	27.640
		Combined	140	10.000	0.0	8.700	8.650	27.350
								-0.110
								-1.610
Bieke DE KEYZER [1997] Zara MAESELE [2001] Dante VAN LAECKE [1998]								
5.	BEL							81.820
		Balance	124	10.000	0.0	8.750	8.700	27.450
		Dynamic	111	10.000	0.0	8.600	8.450	27.050
		Combined	137	9.970	0.0	8.650	8.700	27.320
								-0.870
								-2.480
Marja SRUTWA [1997] Magda RAJTOR [1997] Oliwia HALUPKA [2001]								
6.	POL							81.550
		Balance	124	10.000	0.0	8.700	8.450	27.150
		Dynamic	114	10.000	0.0	8.750	8.450	27.200
		Combined	144	10.000	0.0	8.600	8.600	27.200
								-0.270
								-2.750
Michelle MAUSOLF [1996] Shirley KLIER [1998] Gofran SOLH [2000]								
7.	GER 1							80.800
		Balance	128	10.000	0.0	8.650	8.600	27.250
		Dynamic	100	9.900	0.0	8.550	8.350	26.800
		Combined	144	10.000	0.0	8.200	8.550	26.750
								-0.750
								-3.500
Fem VAN OS [2002] Laura RUIJSCH [1997] Pleunie VAN MOOK [1997]								
8.	NED 1							80.750
		Balance	120	10.000	0.0	8.600	8.450	27.050
		Dynamic	112	10.000	0.0	8.500	8.500	27.000
		Combined	141	10.000	0.0	8.250	8.450	26.700
								-0.050
								-3.550



27. EUROPEAN CHAMPIONSHIPS
11. EUROPEAN CHAMPIONSHIPS JUNIOR
ACROBATIC GYMNASTICS RIESA | DEUTSCHLAND



Women's group junior - all-around final

Place	Team	DV	D	P	E	A	D+E+A-P	Total score
Monika KOLEVA [1999] Evgenia GRIGOROVA [1999] Viktoria CHOBANOVA [2002]								
9.	 BUL							79.810
		Balance	122	10.000	0.1	8.450	8.300	26.650
		Dynamic	106	9.960	0.0	8.550	8.400	26.910
		Combined	143	10.000	0.3	8.150	8.400	26.250
								- 0.940
								- 4.490
Noa EILON LUSTIGAM [1996] Maya YAHALOM [1999] Kesem HERSHKOVITZ [2001]								
10.	 ISR 2							79.560
		Balance	113	9.930	0.3	8.700	8.650	26.980
		Dynamic	99	9.880	0.0	8.350	8.100	26.330
		Combined	142	10.000	0.3	8.150	8.400	26.250
								- 0.250
								- 4.740
Kenza RAHMANE [2001] Margot DESCHAMPS [1997] Jeanne TROTIN [1999]								
11.	 FRA							79.000
		Balance	116	9.960	0.0	8.150	8.250	26.360
		Dynamic	102	9.920	0.0	8.250	8.300	26.470
		Combined	132	9.920	0.0	8.000	8.250	26.170
								- 0.560
								- 5.300
Piroska HERCZEGH [1996] Panna HERCZEGH [1998] Eszter KALMAN [2002]								
12.	 HUN							77.130
		Balance	111	9.910	0.0	8.200	7.900	26.010
		Dynamic	108	9.980	0.0	8.000	7.750	25.730
		Combined	139	9.990	0.0	7.600	7.800	25.390
								- 1.870
								- 7.170
Anya FARRELL [1996] Patricia SLOYAN [1996] Eilis ONEILL [2002]								
13.	 IRL							73.710
		Balance	84	9.350	0.7	7.850	7.400	23.900
		Dynamic	86	9.620	0.0	7.950	8.000	25.570
		Combined	107	9.640	0.3	7.250	7.650	24.240
								- 3.420
								- 10.590



27. EUROPEAN CHAMPIONSHIPS
11. EUROPEAN CHAMPIONSHIPS JUNIOR
ACROBATIC GYMNASTICS RIESA | DEUTSCHLAND



Mixed pair junior - all-around qualifications







Place	Team		DV	D	Pen.	E	A	D+E+A-Pen.	Total score
Elena MURASHKO [2001] Ivan NESTERENKO [1996]									
1.	RUS	Balance	137	10.000	0.3	8.750	8.750	27.200	55.100
		Dynamic	116	10.000	0.0	9.000	8.900	27.900	-0.000
Konstantin EVSTAFEEV [1996] Hanna KASYAN [1998]									
2.	BLR	Balance	121	10.000	0.6	8.400	8.750	26.550	54.200
		Dynamic	122	10.000	0.0	8.950	8.700	27.650	-0.000
Khrystyna LYTVYNETS [2002] Vladyslav OSTAPENKO [2002]									
3.	UKR	Balance	120	10.000	0.0	8.700	8.750	27.450	54.150
		Dynamic	112	10.000	0.0	8.300	8.400	26.700	-0.000
Max HOPPE [1996] Luise FISCHER [2001]									
4.	GER 1	Balance	120	10.000	0.0	8.150	8.550	26.700	53.250
		Dynamic	116	10.000	0.0	8.200	8.350	26.550	-0.000
Trayana KRASTEVA [2001] Yanislav MITEV [1996]									
4.	BUL	Balance	115	9.950	0.3	8.250	8.500	26.400	53.250
		Dynamic	111	10.000	0.0	8.600	8.250	26.850	-0.000
Franz KRÄMER [1997] Jördis LEPPUHNER [2002]									
6.	GER 2	Balance	110	10.000	0.0	8.000	8.150	26.150	52.500
		Dynamic	112	10.000	0.0	8.500	7.850	26.350	-0.000
Wanesa KAMINSKA [2002] Aleksander SZCZERBATY [1998]									
7.	POL	Balance	99	9.680	0.0	7.900	8.250	25.830	50.630
		Dynamic	113	10.000	0.0	7.150	7.650	24.800	-0.000
Edoardo POLI [1999] Gaia PEZZANO [2002]									
8.	ITA	Balance	117	9.970	0.8	6.700	7.700	23.570	48.270
		Dynamic	119	10.000	0.5	8.000	7.200	24.700	-0.000
Simon BACHLI [1996] Malin GEYER [2002]									
9.	SUI 1	Balance	78	9.200	0.3	6.350	7.250	22.500	44.500
		Dynamic	50	8.000	0.0	7.000	7.000	22.000	-0.000
Dario SPEIDEL [1996] Alisha THALLER [2001]									
10.	SUI 2	Balance	76	9.150	1.2	5.950	7.000	20.900	43.640
		Dynamic	82	9.540	0.0	6.450	6.750	22.740	-0.000



27. EUROPEAN CHAMPIONSHIPS
11. EUROPEAN CHAMPIONSHIPS JUNIOR
ACROBATIC GYMNASTICS RIESA | DEUTSCHLAND



Mixed pair junior - static final







Place	Team	DV	D	Pen.	E	A	D+E+A-Pen.	Total score
Elena MURASHKO [2001] Ivan NESTERENKO [1996]								
1.	 RUS	static	137	10.000	0.0	9.050	8.900	27.950
								-0.000
								-0.000
Konstantin EVSTAFEEV [1996] Hanna KASYAN [1998]								
2.	 BLR	static	121	10.000	0.0	8.900	8.800	27.700
								-0.000
								-0.000
Khrystyna LYTVYNETS [2002] Vladyslav OSTAPENKO [2002]								
3.	 UKR	static	120	10.000	0.0	8.750	8.650	27.400
								-0.000
								-0.000
Trayana KRASTEVA [2001] Yanislav MITEV [1996]								
4.	 BUL	static	115	9.950	0.0	8.550	8.400	26.900
								-0.000
								-0.000
Wanesa KAMINSKA [2002] Aleksander SZCZERBATY [1998]								
5.	 POL	static	99	9.680	0.0	8.050	8.100	25.830
								-0.000
								-0.000
Max HOPPE [1996] Luise FISCHER [2001]								
6.	 GER 1	static	120	10.000	0.6	7.750	8.400	25.550
								-0.000
								-0.000



27. EUROPEAN CHAMPIONSHIPS
11. EUROPEAN CHAMPIONSHIPS JUNIOR
ACROBATIC GYMNASTICS RIESA | DEUTSCHLAND



Mixed pair junior - dynamic final









Place	Team	DV	D	Pen.	E	A	D+E+A-Pen.	Total score
Elena MURASHKO [2001] Ivan NESTERENKO [1996]								
1.	 RUS	dynamic	116	10.000	0.0	9.150	8.900	28.050
								-0.000
								-0.000
Konstantin EVSTAFEEV [1996] Hanna KASYAN [1998]								
2.	 BLR	dynamic	122	10.000	0.0	9.100	8.800	27.900
								-0.150
								-0.150
Khrystyna LYTVYNETS [2002] Vladyslav OSTAPENKO [2002]								
3.	 UKR	dynamic	100	9.900	0.0	8.650	8.700	27.250
								-0.650
								-0.800
Max HOPPE [1996] Luise FISCHER [2001]								
4.	 GER 1	dynamic	116	10.000	0.0	8.450	8.500	26.950
								-0.300
								-1.100
Trayana KRASTEVA [2001] Yanislav MITEV [1996]								
5.	 BUL	dynamic	111	10.000	0.0	8.350	8.450	26.800
								-0.150
								-1.250
Wanesa KAMINSKA [2002] Aleksander SZCZERBATY [1998]								
6.	 POL	dynamic	113	10.000	0.0	7.950	8.150	26.100
								-0.700
								-1.950



27. EUROPEAN CHAMPIONSHIPS
11. EUROPEAN CHAMPIONSHIPS JUNIOR
ACROBATIC GYMNASTICS RIESA | DEUTSCHLAND



Mixed pair junior - all-around final

Place	Team	DV	D	Pen.	E	A	D+E+A-Pen.	Total score
Elena MURASHKO [2001] Ivan NESTERENKO [1996]								
1.	 RUS							83.050
		Balance	137	10.000	0.3	8.750	8.750	27.200
		Dynamic	116	10.000	0.0	9.000	8.900	27.900
		Combined	149	10.000	0.0	9.000	8.950	27.950
								- 0.000
								- 0.000
Konstantin EVSTAFEEV [1996] Hanna KASYAN [1998]								
2.	 BLR							81.650
		Balance	121	10.000	0.6	8.400	8.750	26.550
		Dynamic	122	10.000	0.0	8.950	8.700	27.650
		Combined	141	10.000	0.0	8.800	8.650	27.450
								- 1.400
								- 1.400
Khrystyna LYTVYNETS [2002] Vladyslav OSTAPENKO [2002]								
3.	 UKR							80.980
		Balance	120	10.000	0.0	8.700	8.750	27.450
		Dynamic	112	10.000	0.0	8.300	8.400	26.700
		Combined	138	9.980	0.3	8.500	8.650	26.830
								- 0.670
								- 2.070
Trayana KRASTEVA [2001] Yanislav MITEV [1996]								
4.	 BUL							79.600
		Balance	115	9.950	0.3	8.250	8.500	26.400
		Dynamic	111	10.000	0.0	8.600	8.250	26.850
		Combined	143	10.000	0.0	8.250	8.100	26.350
								- 1.380
								- 3.450
Max HOPPE [1996] Luise FISCHER [2001]								
5.	 GER 1							79.050
		Balance	120	10.000	0.0	8.150	8.550	26.700
		Dynamic	116	10.000	0.0	8.200	8.350	26.550
		Combined	147	10.000	0.3	7.550	8.550	25.800
								- 0.550
								- 4.000
Wanesa KAMINSKA [2002] Aleksander SZCZEBATY [1998]								
6.	 POL							76.480
		Balance	99	9.680	0.0	7.900	8.250	25.830
		Dynamic	113	10.000	0.0	7.150	7.650	24.800
		Combined	140	10.000	0.4	7.900	8.350	25.850
								- 2.570
								- 6.570
Edoardo POLI [1999] Gaia PEZZANO [2002]								
7.	 ITA							71.970
		Balance	117	9.970	0.8	6.700	7.700	23.570
		Dynamic	119	10.000	0.5	8.000	7.200	24.700
		Combined	140	10.000	1.1	7.650	7.150	23.700
								- 4.510
								- 11.080
Simon BACHLI [1996] Malin GEYER [2002]								
8.	 SUI 1							65.950
		Balance	78	9.200	0.3	6.350	7.250	22.500
		Dynamic	50	8.000	0.0	7.000	7.000	22.000
		Combined	75	8.250	0.0	6.300	6.900	21.450
								- 6.020
								- 17.100





27. EUROPEAN CHAMPIONSHIPS
 11. EUROPEAN CHAMPIONSHIPS JUNIOR
 ACROBATIC GYMNASTICS RIESA | DEUTSCHLAND



Mens' pair junior - all-around qualifications

Non official competition

Place	Team		DV	D	Pen.	E	A	D+E+A-Pen.	Total score
Erlan IBRAEV [1998] Igor TARAPAT [1996]									
1.	 RUS 1	Balance	123	10.000	0.0	9.200	8.950	28.150	56.250
		Dynamic	110	10.000	0.0	9.100	9.000	28.100	- 0.000
Daniil KUZMIN [2000] Alexey IAKOVLEV [1996]									
2.	 RUS 2	Balance	125	10.000	0.0	9.250	8.800	28.050	55.450
		Dynamic	116	10.000	0.0	8.850	8.550	27.400	- 0.000
									- 0.000




27. EUROPEAN CHAMPIONSHIPS
11. EUROPEAN CHAMPIONSHIPS JUNIOR
ACROBATIC GYMNASTICS RIESA | DEUTSCHLAND



Mens' pair junior - balance final

Non official competition


Place	Team	DV	D	Pen.	E	A	D+E+A-Pen.	Total score
Erlan IBRAEV [1998] Igor TARAPAT [1996]								
1.	 RUS 1	balance	123	10.000	0.0	9.100	9.000	28.100
								-0.000
								-0.000



27. EUROPEAN CHAMPIONSHIPS
 11. EUROPEAN CHAMPIONSHIPS JUNIOR
 ACROBATIC GYMNASTICS RIESA | DEUTSCHLAND



Mens' pair junior - all-around final Non official competition

Place	Team	DV	D	Pen.	E	A	D+E+A-Pen.	Total score	
Erlan IBRAEV [1998] Igor TARAPAT [1996]									
1.	 RUS 1							84.400	
		Balance	123	10.000	0.0	9.200	8.950	28.150	
		Dynamic	110	10.000	0.0	9.100	9.000	28.100	
		Combined	142	10.000	0.0	9.300	8.850	28.150	- 0.000
									- 0.000



27. EUROPEAN CHAMPIONSHIPS
11. EUROPEAN CHAMPIONSHIPS JUNIOR
ACROBATIC GYMNASTICS RIESA | DEUTSCHLAND



Men's group junior - all-around qualifications

Place	Team		DV	D	Pen.	E	A	D+E+A-Pen.	Total score
Lewis WATTS [1996] Conor SAWENKO [1997] Charlie TATE [1999] Adam UPCOTT [2000]									
1.	GBR	Balance	126	10.000	0.0	9.150	9.100	28.250	56.600
		Dynamic	121	10.000	0.0	9.150	9.200	28.350	-0.000
German KUDRIASHOV [2000] Vladislav ARTEMOV [1997] Iaroslav KOVALNOGIKH [1996] Maksim IUFEREV [1998]									
2.	RUS	Balance	122	10.000	0.0	9.150	8.950	28.100	55.900
		Dynamic	118	10.000	0.0	9.100	8.700	27.800	-0.000
Denys AFANASIYEV [1996] Vladyslav ALYEKSYEYEV [1996] Vladyslav HORENYCH [1999] Andriy OSADCHYI [2001]									
3.	UKR	Balance	129	10.000	0.0	8.850	8.650	27.500	54.350
		Dynamic	121	10.000	0.0	8.550	8.300	26.850	-0.000
Pavel KARATKEVICH [2001] Anton KALESNIKAU [1997] Uladzislav SHCHARBITAU [2000] Andrei SIARBUNOU [1998]									
4.	BLR	Balance	126	10.000	0.0	8.300	8.550	26.850	53.400
		Dynamic	111	10.000	0.0	8.350	8.200	26.550	-0.000
Johannes BELOVENCEV [1996] Alexander JAKOVLEV [1996] Kirill MILL [1997] Andreas FELKER [2001]									
5.	GER	Balance	119	10.000	0.3	7.700	7.900	25.300	51.010
		Dynamic	93	9.760	0.0	8.000	7.950	25.710	-0.000



27. EUROPEAN CHAMPIONSHIPS
11. EUROPEAN CHAMPIONSHIPS JUNIOR
ACROBATIC GYMNASTICS RIESA | DEUTSCHLAND



Men's group junior - balance final

Place	Team	DV	D	Pen.	E	A	D+E+A-Pen.	Total score
Lewis WATTS [1996] Conor SAWENKO [1997] Charlie TATE [1999] Adam UPCOTT [2000]								
1.	GBR	balance	126	10.000	0.0	9.200	9.050	28.250
-0.000								
German KUDRIASHOV [2000] Vladislav ARTEMOV [1997] Iaroslav KOVALNOGIKH [1996] Maksim IUFEREV [1998]								
2.	RUS	balance	122	10.000	0.0	9.050	8.850	27.900
-0.350								
Denys AFANASIYEV [1996] Vladyslav ALYEKSYEYEV [1996] Vladyslav HORENYCH [1999] Andriy OSADCHYI [2001]								
3.	UKR	balance	129	10.000	0.0	8.800	8.450	27.250
-1.000								
Pavel KARATKEVICH [2001] Anton KALESNIKAU [1997] Uladzislau SHCHARBITAU [2000] Andrei SIARBUNOU [1998]								
4.	BLR	balance	127	10.000	0.0	8.400	8.300	26.700
-1.550								
Johannes BELOVENCEV [1996] Alexander JAKOVLEV [1996] Kirill MILL [1997] Andreas FELKER [2001]								
5.	GER	balance	88	9.450	0.3	7.900	8.100	25.150
-3.100								



27. EUROPEAN CHAMPIONSHIPS
11. EUROPEAN CHAMPIONSHIPS JUNIOR
ACROBATIC GYMNASTICS RIESA | DEUTSCHLAND



Men's group junior - dynamic final

Place	Team	DV	D	Pen.	E	A	D+E+A-Pen.	Total score
Lewis WATTS [1996] Conor SAWENKO [1997] Charlie TATE [1999] Adam UPCOTT [2000]								
1.	GBR	dynamic	121	10.000	0.0	9.350	9.100	28.450
German KUDRIASHOV [2000] Vladislav ARTEMOV [1997] Iaroslav KOVALNOGIKH [1996] Maksim IUFEREV [1998]								
2.	RUS	dynamic	118	10.000	0.0	9.350	8.950	28.300
Pavel KARATKEVICH [2001] Anton KALESNIKAU [1997] Uladzislau SHCHARBITAU [2000] Andrei SIARBUNOU [1998]								
3.	BLR	dynamic	111	10.000	0.0	8.550	8.550	27.100
Denys AFANASIYEV [1996] Vladyslav ALYEKSYEYEV [1996] Vladyslav HORENYCH [1999] Andriy OSADCHYI [2001]								
4.	UKR	dynamic	121	10.000	0.0	8.350	8.600	26.950
Johannes BELOVENCEV [1996] Alexander JAKOVLEV [1996] Kirill MILL [1997] Andreas FELKER [2001]								
5.	GER	dynamic	107	9.970	0.0	7.850	8.350	26.170



27. EUROPEAN CHAMPIONSHIPS
11. EUROPEAN CHAMPIONSHIPS JUNIOR
ACROBATIC GYMNASTICS RIESA | DEUTSCHLAND



Men's group junior - all-around final

Place	Team	DV	D	Pen.	E	A	D+E+A-Pen.	Total score
Lewis WATTS [1996] Conor SAWENKO [1997] Charlie TATE [1999] Adam UPCOTT [2000]								
1.	GBR							85.200
		Balance	126	10.000	0.0	9.150	9.100	28.250
		Dynamic	121	10.000	0.0	9.150	9.200	28.350
		Combined	141	10.000	0.0	9.300	9.300	28.600
								- 0.000
								- 0.000
German KUDRIASHOV [2000] Vladislav ARTEMOV [1997] Iaroslav KOVALNOGIKH [1996] Maksim IUFEREV [1998]								
2.	RUS							84.250
		Balance	122	10.000	0.0	9.150	8.950	28.100
		Dynamic	118	10.000	0.0	9.100	8.700	27.800
		Combined	143	10.000	0.0	9.250	9.100	28.350
								- 0.950
								- 0.950
Denys AFANASIYEV [1996] Vladyslav ALYEKSYEYEV [1996] Vladyslav HORENYCH [1999] Andriy OSADCHYI [2001]								
3.	UKR							81.400
		Balance	129	10.000	0.0	8.850	8.650	27.500
		Dynamic	121	10.000	0.0	8.550	8.300	26.850
		Combined	141	10.000	0.0	8.650	8.400	27.050
								- 2.850
								- 3.800
Pavel KARATKEVICH [2001] Anton KALESNIKAU [1997] Uladzislau SHCHARBITAU [2000] Andrei SIARBUNOU [1998]								
4.	BLR							80.300
		Balance	126	10.000	0.0	8.300	8.550	26.850
		Dynamic	111	10.000	0.0	8.350	8.200	26.550
		Combined	147	10.000	0.0	8.250	8.650	26.900
								- 1.100
								- 4.900
Johannes BELOVENCEV [1996] Alexander JAKOVLEV [1996] Kirill MILL [1997] Andreas FELKER [2001]								
5.	GER							74.230
		Balance	119	10.000	0.3	7.700	7.900	25.300
		Dynamic	93	9.760	0.0	8.000	7.950	25.710
		Combined	112	9.720	1.3	7.000	7.800	23.220
								- 6.070
								- 10.970









27. EUROPEAN CHAMPIONSHIPS

11. EUROPEAN CHAMPIONSHIPS JUNIOR

ACROBATIC GYMNASTICS RIESA | DEUTSCHLAND



Women's pair senior - all-around qualifications

Place	Team		DV	D	Pen.	E	A	D+E+A-Pen.	Total score
Daria GURYEVA [1905] Daria KALININA [1994]									
1.	 RUS	Balance	172	10.220	0.0	9.250	9.000	28.470	57.510
		Dynamic	184	10.440	0.0	9.400	9.200	29.040	-0.000
Marharyta BARTASHEVICH [1990] Viktoryia MIKHNOVICH [1997]									
2.	 BLR	Balance	163	10.130	0.0	9.150	9.150	28.430	56.560
		Dynamic	148	10.080	0.0	9.050	9.000	28.130	-0.950
Chelsea FISHER [1996] Abbi GREAVES [2000]									
3.	 GBR	Balance	157	10.070	0.0	8.850	8.600	27.520	54.400
		Dynamic	124	9.680	0.0	8.700	8.500	26.880	-2.160
Ella BOGDANOVA [1996] Anastasiia VERESOVA [1999]									
4.	 UKR	Balance	187	10.370	0.3	8.700	8.500	27.270	53.500
		Dynamic	129	9.780	0.0	8.100	8.350	26.230	-0.900
Laurie PHILPOTT [1990] Natascha VAN ES [1998]									
5.	 BEL	Balance	191	10.410	0.3	8.450	8.600	27.160	53.170
		Dynamic	141	10.010	0.0	7.800	8.200	26.010	-0.330
Diana DIERICH [1996] Emily LANGENMAYR [2000]									
6.	 GER	Balance	136	9.820	0.0	8.250	8.050	26.120	52.440
		Dynamic	131	9.820	0.0	8.300	8.200	26.320	-0.730
									-5.070



27. EUROPEAN CHAMPIONSHIPS
11. EUROPEAN CHAMPIONSHIPS JUNIOR
ACROBATIC GYMNASTICS RIESA | DEUTSCHLAND



Women's pair senior - balance final







Place	Team	DV	D	Pen.	E	A	D+E+A-Pen.	Total score
Marharyta BARTASHEVICH [1990] Viktoryia MIKHNOVICH [1997]								
1.	BLR	balance	163	10.130	0.0	9.300	9.150	28.580
								-0.000
								-0.000
Daria GURYEVA [1998] Daria KALININA [1994]								
2.	RUS	balance	172	10.220	0.2	9.400	9.000	28.420
								-0.160
								-0.160
Laurie PHILPOTT [1990] Natascha VAN ES [1998]								
3.	BEL	balance	182	10.320	0.0	8.500	8.900	27.720
								-0.700
								-0.860
Chelsea FISHER [1996] Abbi GREAVES [2000]								
4.	GBR	balance	157	10.070	0.0	8.850	8.650	27.570
								-0.150
								-1.010
Ella BOGDANOVA [1996] Anastasiia VERESOVA [1999]								
5.	UKR	balance	167	10.170	0.3	8.250	8.500	26.620
								-0.950
								-1.960
Diana DIERICH [1996] Emily LANGENMAYR [2000]								
6.	GER	balance	136	9.820	0.3	8.400	8.450	26.370
								-0.250
								-2.210



27. EUROPEAN CHAMPIONSHIPS
11. EUROPEAN CHAMPIONSHIPS JUNIOR
ACROBATIC GYMNASTICS RIESA | DEUTSCHLAND



Women's pair senior - dynamic final







Place	Team	DV	D	Pen.	E	A	D+E+A-Pen.	Total score
Daria GURYEVA [1998] Daria KALININA [1994]								
1.	 RUS	dynamic	184	10.440	0.0	9.350	8.900	28.690
								-0.000
								-0.000
Marharyta BARTASHEVICH [1990] Viktoryia MIKHNOVICH [1997]								
2.	 BLR	dynamic	148	10.080	0.0	9.050	8.900	28.030
								-0.660
								-0.660
Laurie PHILPOTT [1990] Natascha VAN ES [1998]								
3.	 BEL	dynamic	148	10.080	0.0	8.650	8.750	27.480
								-0.550
								-1.210
Chelsea FISHER [1996] Abbi GREAVES [2000]								
4.	 GBR	dynamic	124	9.680	0.0	8.800	8.650	27.130
								-0.350
								-1.560
Ella BOGDANOVA [1996] Anastasiia VERESOVA [1999]								
5.	 UKR	dynamic	139	9.980	0.0	8.200	8.450	26.630
								-0.500
								-2.060
Diana DIERICH [1996] Emily LANGENMAYR [2000]								
6.	 GER	dynamic	131	9.820	0.0	8.200	8.300	26.320
								-0.310
								-2.370



27. EUROPEAN CHAMPIONSHIPS
11. EUROPEAN CHAMPIONSHIPS JUNIOR
ACROBATIC GYMNASTICS RIESA | DEUTSCHLAND



Women's pair senior - all-around final

Place	Team	DV	D	Pen.	E	A	D+E+A-Pen.	Total score
Daria GURYEVA [1905] Daria KALININA [1994]								
1.	 RUS							85.870
		Balance	172	10.220	0.0	9.250	9.000	28.470
		Dynamic	184	10.440	0.0	9.400	9.200	29.040
		Combined	271	10.410	0.0	8.950	9.000	28.360
								- 0.000
								- 0.000
Marharyta BARTASHEVICH [1990] Viktoryia MIKHNOVICH [1997]								
2.	 BLR							84.360
		Balance	163	10.130	0.0	9.150	9.150	28.430
		Dynamic	148	10.080	0.0	9.050	9.000	28.130
		Combined	220	9.900	0.0	8.900	9.000	27.800
								- 1.510
								- 1.510
Chelsea FISHER [1996] Abbi GREAVES [2000]								
3.	 GBR							81.650
		Balance	157	10.070	0.0	8.850	8.600	27.520
		Dynamic	124	9.680	0.0	8.700	8.500	26.880
		Combined	210	9.800	0.0	8.800	8.650	27.250
								- 2.710
								- 4.220
Laurie PHILPOTT [1990] Natascha VAN ES [1998]								
4.	 BEL							79.540
		Balance	191	10.410	0.3	8.450	8.600	27.160
		Dynamic	141	10.010	0.0	7.800	8.200	26.010
		Combined	207	9.770	0.3	8.100	8.800	26.370
								- 2.110
								- 6.330
Diana DIERICH [1996] Emily LANGENMAYR [2000]								
5.	 GER							78.780
		Balance	136	9.820	0.0	8.250	8.050	26.120
		Dynamic	131	9.820	0.0	8.300	8.200	26.320
		Combined	189	9.590	0.0	8.500	8.250	26.340
								- 0.760
								- 7.090
Ella BOGDANOVA [1996] Anastasiia VERESOVA [1999]								
6.	 UKR							78.320
		Balance	187	10.370	0.3	8.700	8.500	27.270
		Dynamic	129	9.780	0.0	8.100	8.350	26.230
		Combined	177	9.470	0.3	7.200	8.450	24.820
								- 0.460
								- 7.550



27. EUROPEAN CHAMPIONSHIPS
11. EUROPEAN CHAMPIONSHIPS JUNIOR
ACROBATIC GYMNASTICS RIESA | DEUTSCHLAND



Women's group senior - all-around qualifications

Place	Team	DV	D	Pen.	E	A	D+E+A-Pen.	Total score	
1. Q	BEL Julie VAN GELDER [1993] Ineke VAN SCHOOR [1995] Kaat DUMAREY [1999]	Balance	200	10.500	0.0	8.850	9.250	28.600	56.790
		Dynamic	174	10.340	0.0	8.750	9.100	28.190	-0.000 -0.000
2. Q	RUS Valeriia BELKINA [1999] Yulia NIKITINA [1997] Zhanna PARKHOMETC [1997]	Balance	225	10.750	0.0	9.100	8.850	28.700	56.330
		Dynamic	198	10.580	0.0	8.400	8.650	27.630	-0.460 -0.460
3. Q	BLR Katsiaryna BARYSEVICH [1995] Karina SANDOVICH [1999] Veranika NABOKINA [1995]	Balance	198	10.480	0.3	9.250	8.850	28.280	55.950
		Dynamic	147	10.070	0.0	8.800	8.800	27.670	-0.380 -0.840
4. Q	AZE Aynur HUSEYNOVA [1994] Lala HUSEYNOVA [1995] Narmin RAMAZANOVA [1999]	Balance	194	10.440	0.0	8.600	8.650	27.690	54.900
		Dynamic	161	10.210	0.0	8.550	8.450	27.210	-1.050 -1.890
5. Q	UKR Ganna PATCHENKO [2000] Nadiya KOTLIAR [1993] Diana PANCHUK [1996]	Balance	163	10.130	0.0	8.850	8.600	27.580	54.790
		Dynamic	161	10.210	0.0	8.300	8.700	27.210	-0.110 -2.000
6. Q	POR Susana PINTO [1997] Joana PATROCINIO [1997] Jéssica CORREIA [1999]	Balance	180	10.300	0.0	8.500	8.400	27.200	54.250
		Dynamic	170	10.300	0.0	8.300	8.450	27.050	-0.540 -2.540
7. Q	GER 1 Janina HILLER [1988] Celin Feliz CARO BAUDER [1997] Pia SECKLER [2000]	Balance	165	10.150	0.0	8.150	7.950	26.250	52.840
		Dynamic	137	9.940	0.0	8.550	8.100	26.590	-1.410 -3.950
8.	GER 2 Christina SCHMITT [1994] Laura SCHMITT [1994] Anna SCHMIDT [2000]	Balance	125	9.640	0.3	7.950	7.700	24.990	49.800
		Dynamic	123	9.660	0.0	7.450	7.700	24.810	-3.040 -6.990
9. Q	SUI Alina STAX [2000] Melanie BURRI [1999] Iara DE SCHOENMACKER [1995]	Balance	109	9.240	0.9	7.000	7.250	22.590	44.990
		Dynamic	72	7.600	0.0	7.550	7.250	22.400	-4.810 -11.800



27. EUROPEAN CHAMPIONSHIPS
11. EUROPEAN CHAMPIONSHIPS JUNIOR
ACROBATIC GYMNASTICS RIESA | DEUTSCHLAND



Women's group senior - static final


Place	Team	DV	D	Pen.	E	A	D+E+A-Pen.	Total score
Julie VAN GELDER [1993] Ineke VAN SCHOOR [1995] Kaat DUMAREY [1999]								
1.	BEL	static	200	10.500	0.0	8.850	9.100	28.450
								-0.000
								-0.000
Katsiaryna BARYSEVICH [1995] Karina SANDOVICH [1999] Veranika NABOKINA [1995]								
2.	BLR	static	198	10.480	0.0	9.150	8.800	28.430
								-0.020
								-0.020
Valeriia BELKINA [1999] Yulia NIKITINA [1997] Zhanna PARKHOMETC [1997]								
3.	RUS	static	225	10.750	0.3	8.450	8.800	27.700
								-0.730
								-0.750
Aynur HUSEYNOVA [1994] Lala HUSEYNOVA [1995] Narmin RAMAZANOVA [1999]								
4.	AZE	static	194	10.440	0.0	8.500	8.700	27.640
								-0.060
								-0.810
Susana PINTO [1997] Joana PATROCINIO [1997] Jéssica CORREIA [1999]								
5.	POR	static	164	10.140	0.9	8.150	8.500	25.890
								-1.750
								-2.560
Ganna PATCHENKO [2000] Nadiya KOTLIAR [1993] Diana PANCHUK [1996]								
6.	UKR	static	153	10.030	1.6	7.650	8.100	24.180
								-1.710
								-4.270



27. EUROPEAN CHAMPIONSHIPS
11. EUROPEAN CHAMPIONSHIPS JUNIOR
ACROBATIC GYMNASTICS RIESA | DEUTSCHLAND



Women's group senior - dynamic final

Place	Team	DV	D	Pen.	E	A	D+E+A-Pen.	Total score
Valeriia BELKINA [1999] Yulia NIKITINA [1997] Zhanna PARKHOMETC [1997]								
1.	 RUS	dynamic	224	10.840	0.0	8.700	8.800	28.340
								-0.000
								-0.000
Julie VAN GELDER [1993] Ineke VAN SCHOOR [1995] Kaat DUMAREY [1999]								
2.	 BEL	dynamic	174	10.340	0.0	8.700	9.250	28.290
								-0.050
								-0.050
Katsiaryna BARYSEVICH [1995] Karina SANDOVICH [1999] Veranika NABOKINA [1995]								
3.	 BLR	dynamic	147	10.070	0.0	9.000	8.900	27.970
								-0.320
								-0.370
Ganna PATCHENKO [2000] Nadiya KOTLIAR [1993] Diana PANCHUK [1996]								
4.	 UKR	dynamic	161	10.210	0.0	8.700	8.650	27.560
								-0.410
								-0.780
Aynur HUSEYNOVA [1994] Lala HUSEYNOVA [1995] Narmin RAMAZANOVA [1999]								
5.	 AZE	dynamic	161	10.210	0.0	8.750	8.550	27.510
								-0.050
								-0.830
Susana PINTO [1997] Joana PATROCINIO [1997] Jéssica CORREIA [1999]								
6.	 POR	dynamic	170	10.300	0.0	8.400	8.500	27.200
								-0.310
								-1.140



27. EUROPEAN CHAMPIONSHIPS
11. EUROPEAN CHAMPIONSHIPS JUNIOR
ACROBATIC GYMNASTICS RIESA | DEUTSCHLAND



Women's group senior - all-around final

Place	Team	DV	D	Pen.	E	A	D+E+A-Pen.	Total score
Julie VAN GELDER [1993] Ineke VAN SCHOOR [1995] Kaat DUMAREY [1999]								
1.	BEL							84.710
		Balance	200	10.500	0.0	8.850	9.250	28.600
		Dynamic	174	10.340	0.0	8.750	9.100	28.190
		Combined	267	10.370	0.0	8.400	9.150	27.920
								-0.000
								-0.000
Valeriia BELKINA [1999] Yulia NIKITINA [1997] Zhanna PARKHOMETC [1997]								
2.	RUS							84.540
		Balance	225	10.750	0.0	9.100	8.850	28.700
		Dynamic	198	10.580	0.0	8.400	8.650	27.630
		Combined	316	10.860	0.0	8.600	8.750	28.210
								-0.170
								-0.170
Katsiaryna BARYSEVICH [1995] Karina SANDOVICH [1999] Veranika NABOKINA [1995]								
3.	BLR							84.240
		Balance	198	10.480	0.3	9.250	8.850	28.280
		Dynamic	147	10.070	0.0	8.800	8.800	27.670
		Combined	264	10.340	0.0	9.000	8.950	28.290
								-0.300
								-0.470
Aynur HUSEYNOVA [1994] Lala HUSEYNOVA [1995] Narmin RAMAZANOVA [1999]								
4.	AZE							81.290
		Balance	194	10.440	0.0	8.600	8.650	27.690
		Dynamic	161	10.210	0.0	8.550	8.450	27.210
		Combined	249	10.190	0.6	8.350	8.450	26.390
								-2.950
								-3.420
Susana PINTO [1997] Joana PATROCINIO [1997] Jéssica CORREIA [1999]								
5.	POR							78.780
		Balance	180	10.300	0.0	8.500	8.400	27.200
		Dynamic	170	10.300	0.0	8.300	8.450	27.050
		Combined	228	9.980	1.2	7.350	8.400	24.530
								-2.510
								-5.930
Janina HILLER [1988] Celin Feliz CARO BAUDER [1997] Pia SECKLER [2000]								
6.	GER 1							78.770
		Balance	165	10.150	0.0	8.150	7.950	26.250
		Dynamic	137	9.940	0.0	8.550	8.100	26.590
		Combined	203	9.730	0.0	8.000	8.200	25.930
								-0.010
								-5.940
Ganna PATCHENKO [2000] Nadiya KOTLIAR [1993] Diana PANCHUK [1996]								
7.	UKR							76.400
		Balance	163	10.130	0.0	8.850	8.600	27.580
		Dynamic	161	10.210	0.0	8.300	8.700	27.210
		Combined	201	9.710	3.4	7.000	8.300	21.610
								-2.370
								-8.310
Alina STAX [2000] Melanie BURRI [1999] Iara DE SCHOENMACKER [1995]								
8.	SUI							67.990
		Balance	109	9.240	0.9	7.000	7.250	22.590
		Dynamic	72	7.600	0.0	7.550	7.250	22.400
		Combined	110	8.500	0.0	7.200	7.300	23.000
								-8.410
								-16.720



27. EUROPEAN CHAMPIONSHIPS 11. EUROPEAN CHAMPIONSHIPS JUNIOR

ACROBATIC GYMNASTICS RIESA | DEUTSCHLAND



Mixed pair senior - all-around qualifications







Place	Team		DV	D	Pen.	E	A	D+E+A-Pen.	Total score
1. Q	 RUS Marina CHERNOVA [1996] Georgii PATARAIA [1996]	Balance	291	11.410	0.0	9.250	8.950	29.610	59.140
		Dynamic	268	11.280	0.0	9.100	9.150	29.530	-0.000 -0.000
2. Q	 GBR 1 Ryan BARTLETT [1997] Hannah BAUGHN [2000]	Balance	225	10.750	0.0	9.050	8.750	28.550	57.180
		Dynamic	233	10.930	0.0	8.900	8.800	28.630	-1.960 -1.960
3.	 GBR 2 Lewis WALKER [1996] Isabella MONTAGNA [1999]	Balance	192	10.520	0.1	8.950	8.700	28.070	56.700
		Dynamic	198	10.580	0.0	9.000	9.050	28.630	-0.480 -2.440
4. Q	 BLR 1 Artur BELIAKOU [1993] Volha MELNIK [1999]	Balance	214	10.640	0.5	9.050	8.550	27.740	54.990
		Dynamic	170	10.300	0.5	8.750	8.700	27.250	-1.710 -4.150
5.	 BLR 2 Mikhail TALKACHOU [1995] Angelina SANDOVICH [1999]	Balance	146	9.960	0.0	8.750	8.550	27.260	54.560
		Dynamic	145	10.050	0.0	8.700	8.550	27.300	-0.430 -4.580
6. Q	 GER Sophie BRÜHMANN [1995] Nikolai REIN [1989]	Balance	156	10.060	0.0	8.650	8.250	26.960	53.170
		Dynamic	141	10.010	0.2	8.150	8.250	26.210	-1.390 -5.970
7. Q	 POL 2 Iga KLESYK [1999] Jakub TRONINA [1996]	Balance	127	9.660	0.0	8.400	8.450	26.510	52.670
		Dynamic	146	10.060	0.0	7.650	8.450	26.160	-0.500 -6.470
8.	 POL 1 Angelika KOWALEWSKA [2000] Maciej ZABIEROWSKI [1997]	Balance	121	9.600	0.0	8.150	8.350	26.100	52.240
		Dynamic	127	9.740	0.0	8.050	8.350	26.140	-0.430 -6.900
9. Q	 BUL Elena VELIKOVA [2000] Aleks ZHEKOV [1996]	Balance	135	9.800	1.2	7.650	8.150	24.400	49.320
		Dynamic	136	9.920	0.0	7.100	7.900	24.920	-2.920 -9.820



27. EUROPEAN CHAMPIONSHIPS
11. EUROPEAN CHAMPIONSHIPS JUNIOR
ACROBATIC GYMNASTICS RIESA | DEUTSCHLAND



Mixed pair senior - balance final







Place	Team	DV	D	Pen.	E	A	D+E+A-Pen.	Total score
Marina CHERNOVA [1996] Georgii PATARAIA [1996]								
1.	 RUS	balance	291	11.410	0.0	9.250	9.250	29.910
								-0.000
								-0.000
Ryan BARTLETT [1997] Hannah BAUGHN [2000]								
2.	 GBR 1	balance	225	10.750	0.0	9.000	8.850	28.600
								-1.310
								-1.310
Artur BELIAKOU [1993] Volha MELNIK [1999]								
3.	 BLR 1	balance	214	10.640	0.5	8.650	8.700	27.490
								-1.110
								-2.420
Elena VELIKOVA [2000] Aleks ZHEKOV [1996]								
4.	 BUL	balance	178	10.280	0.0	8.400	8.500	27.180
								-0.310
								-2.730
Sophie BRÜHMANN [1995] Nikolai REIN [1989]								
5.	 GER	balance	149	9.990	0.0	8.400	8.450	26.840
								-0.340
								-3.070
Iga KLESYK [1999] Jakub TRONINA [1996]								
6.	 POL 2	balance	127	9.660	0.3	8.450	8.400	26.210
								-0.630
								-3.700



27. EUROPEAN CHAMPIONSHIPS
11. EUROPEAN CHAMPIONSHIPS JUNIOR
ACROBATIC GYMNASTICS RIESA | DEUTSCHLAND



Mixed pair senior - dynamic final

Place	Team	DV	D	Pen.	E	A	D+E+A-Pen.	Total score
Marina CHERNOVA [1996] Georgii PATARAIA [1996]								
1.	 RUS	dynamic	268	11.280	0.0	9.200	9.100	29.580
								-0.000
								-0.000
Lewis WALKER [1996] Isabella MONTAGNA [1999]								
2.	 GBR 2	dynamic	198	10.580	0.0	9.000	9.100	28.680
								-0.900
								-0.900
Mikhail TALKACHOU [1995] Angelina SANDOVICH [1999]								
3.	 BLR 2	dynamic	143	10.030	0.0	8.300	8.550	26.880
								-1.800
								-2.700
Iga KLESYK [1999] Jakub TRONINA [1996]								
4.	 POL 2	dynamic	146	10.060	0.0	8.250	8.450	26.760
								-0.120
								-2.820
Elena VELIKOVA [2000] Aleks ZHEKOV [1996]								
5.	 BUL	dynamic	154	10.140	0.0	8.150	8.300	26.590
								-0.170
								-2.990
Sophie BRÜHMANN [1995] Nikolai REIN [1989]								
6.	 GER	dynamic	141	10.010	0.1	7.950	8.050	25.910
								-0.680
								-3.670





27. EUROPEAN CHAMPIONSHIPS 11. EUROPEAN CHAMPIONSHIPS JUNIOR

ACROBATIC GYMNASTICS RIESA | DEUTSCHLAND



Mixed pair senior - all-around final

Place	Team	DV	D	Pen.	E	A	D+E+A-Pen.	Total score
Marina CHERNOVA [1996] Georgii PATARAIA [1996]								
1.	 RUS							89.040
		Balance	291	11.410	0.0	9.250	8.950	29.610
		Dynamic	268	11.280	0.0	9.100	9.150	29.530
		Combined	390	11.600	0.0	9.200	9.100	29.900
								- 0.000
								- 0.000
Ryan BARTLETT [1997] Hannah BAUGHN [2000]								
2.	 GBR 1							85.750
		Balance	225	10.750	0.0	9.050	8.750	28.550
		Dynamic	233	10.930	0.0	8.900	8.800	28.630
		Combined	292	10.620	0.0	9.000	8.950	28.570
								- 3.290
								- 3.290
Artur BELIAKOU [1993] Volha MELNIK [1999]								
3.	 BLR 1							82.820
		Balance	214	10.640	0.5	9.050	8.550	27.740
		Dynamic	170	10.300	0.5	8.750	8.700	27.250
		Combined	253	10.230	0.0	9.000	8.600	27.830
								- 2.930
								- 6.220
Iga KLESYK [1999] Jakub TRONINA [1996]								
4.	 POL 2							77.590
		Balance	127	9.660	0.0	8.400	8.450	26.510
		Dynamic	146	10.060	0.0	7.650	8.450	26.160
		Combined	217	9.870	0.3	7.250	8.100	24.920
								- 5.230
								- 11.450
Sophie BRÜHMANN [1995] Nikolai REIN [1989]								
5.	 GER							77.480
		Balance	156	10.060	0.0	8.650	8.250	26.960
		Dynamic	141	10.010	0.2	8.150	8.250	26.210
		Combined	196	9.660	0.6	7.400	7.850	24.310
								- 0.110
								- 11.560
Elena VELIKOVA [2000] Aleks ZHEKOV [1996]								
6.	 BUL							74.500
		Balance	135	9.800	1.2	7.650	8.150	24.400
		Dynamic	136	9.920	0.0	7.100	7.900	24.920
		Combined	233	10.030	0.6	7.450	8.300	25.180
								- 2.980
								- 14.540



27. EUROPEAN CHAMPIONSHIPS

11. EUROPEAN CHAMPIONSHIPS JUNIOR

ACROBATIC GYMNASTICS RIESA | DEUTSCHLAND



Mens' pair senior - all-around qualifications

Place	Team		DV	D	Pen.	E	A	D+E+A-Pen.	Total score
Vincent CASSE [1994] Arne VAN GELDER [1997]									
1.	BEL	Balance	201	10.510	0.0	9.100	9.200	28.810	56.620
		Dynamic	156	10.160	0.0	8.750	8.900	27.810	-0.000
Igor MISHEV [1993] Nikolay SUPRUNOV [1993]									
2.	RUS	Balance	211	10.610	0.0	9.150	8.800	28.560	56.220
		Dynamic	166	10.260	0.0	8.600	8.800	27.660	-0.400
Ilya RYBINSKI [1993] Yauheni NOVIKAU [1996]									
3.	BLR 1	Balance	166	10.160	0.0	8.400	8.800	27.360	54.970
		Dynamic	181	10.410	0.0	8.450	8.750	27.610	-1.250
Pedro MELO [1996] Rafael BRANCO [1996]									
4.	POR	Balance	158	10.080	0.0	8.600	8.650	27.330	54.640
		Dynamic	128	9.760	0.0	8.850	8.700	27.310	-0.330
Christopher CHILD [1995] Robert BATES [1999]									
5.	GBR	Balance	167	10.170	0.0	9.000	8.500	27.670	54.620
		Dynamic	130	9.800	0.0	8.700	8.450	26.950	-0.020
Vladyslav MITIN [1999] Fedir SHEVCHENKO [1996]									
6.	UKR 2	Balance	154	10.040	0.0	8.600	8.350	26.990	54.600
		Dynamic	156	10.160	0.0	9.000	8.450	27.610	-0.020
Tim SEBASTIAN [1995] Michail KRAFT [2000]									
7.	GER	Balance	169	10.190	0.3	8.900	8.650	27.440	53.190
		Dynamic	145	10.050	0.0	7.600	8.100	25.750	-1.410
Andrii KOBCHYK [1994] Vladyslav BOBRY SHEV [1997]									
8.	UKR 1	Balance	164	10.040	0.0	8.550	8.600	27.190	53.150
		Dynamic	166	10.260	0.0	7.750	7.950	25.960	-0.040
Pavel EGOROV [1994] Nichita CORABLIN [2000]									
9.	MDA	Balance	164	10.140	0.0	8.350	8.000	26.490	52.270
		Dynamic	129	9.780	0.0	8.200	7.800	25.780	-0.880
Uladzislau HARELY [1995] Aliaksei SHARAMET [2000]									
10.	BLR 2	Balance	174	10.240	0.6	8.650	8.450	26.740	51.810
		Dynamic	111	9.420	0.0	7.750	7.900	25.070	-0.460



27. EUROPEAN CHAMPIONSHIPS
11. EUROPEAN CHAMPIONSHIPS JUNIOR
ACROBATIC GYMNASTICS RIESA | DEUTSCHLAND



Mens' pair senior - balance final







Place	Team	DV	D	Pen.	E	A	D+E+A-Pen.	Total score
Igor MISHEV [1993] Nikolay SUPRUNOV [1993]								
1.	 RUS	balance	211	10.610	0.0	9.050	8.950	28.610
								-0.000
								-0.000
Vincent CASSE [1994] Arne VAN GELDER [1997]								
2.	 BEL	balance	201	10.510	0.3	8.950	9.050	28.210
								-0.400
								-0.400
Tim SEBASTIAN [1995] Michail KRAFT [2000]								
3.	 GER	balance	160	10.190	0.0	8.800	8.650	27.640
								-0.570
								-0.970
Christopher CHILD [1995] Robert BATES [1999]								
4.	 GBR	balance	167	10.170	0.0	8.700	8.600	27.470
								-0.170
								-1.140
Ilya RYBINSKI [1993] Yauheni NOVIKAU [1996]								
5.	 BLR 1	balance	166	10.160	0.3	8.700	8.850	27.410
								-0.060
								-1.200
Pedro MELO [1996] Rafael BRANCO [1996]								
6.	 POR	balance	158	10.080	0.3	8.600	8.550	26.930
								-0.480
								-1.680



27. EUROPEAN CHAMPIONSHIPS
11. EUROPEAN CHAMPIONSHIPS JUNIOR
ACROBATIC GYMNASTICS RIESA | DEUTSCHLAND



Mens' pair senior - dynamic final

Place	Team	DV	D	Pen.	E	A	D+E+A-Pen.	Total score
Igor MISHEV [1993] Nikolay SUPRUNOV [1993]								
1.	 RUS	dynamic	167	10.270	0.0	8.950	9.000	28.220
								-0.000
								-0.000
Ilya RYBINSKI [1993] Yauheni NOVIKAU [1996]								
2.	 BLR 1	dynamic	181	10.410	0.0	8.700	8.850	27.960
								-0.260
								-0.260
Vincent CASSE [1994] Arne VAN GELDER [1997]								
3.	 BEL	dynamic	156	10.160	0.0	8.600	9.050	27.810
								-0.150
								-0.410
Vladyslav MITIN [1999] Fedir SHEVCHENKO [1996]								
4.	 UKR 2	dynamic	156	10.160	0.0	8.800	8.600	27.560
								-0.250
								-0.660
Pedro MELO [1996] Rafael BRANCO [1996]								
5.	 POR	dynamic	128	9.760	0.0	8.750	8.650	27.160
								-0.400
								-1.060
Christopher CHILD [1995] Robert BATES [1999]								
6.	 GBR	dynamic	130	9.800	0.0	8.600	8.450	26.850
								-0.310
								-1.370



27. EUROPEAN CHAMPIONSHIPS
11. EUROPEAN CHAMPIONSHIPS JUNIOR
ACROBATIC GYMNASTICS RIESA | DEUTSCHLAND



Mens' pair senior - all-around final

Place	Team	DV	D	Pen.	E	A	D+E+A-Pen.	Total score
Vincent CASSE [1994] Arne VAN GELDER [1997]								
1.	BEL							84.700
		Balance	201	10.510	0.0	9.100	9.200	28.810
		Dynamic	156	10.160	0.0	8.750	8.900	27.810
		Combined	248	10.180	0.0	8.850	9.050	28.080
								- 0.000
								- 0.000
Igor MISHEV [1993] Nikolay SUPRUNOV [1993]								
2.	RUS							84.270
		Balance	211	10.610	0.0	9.150	8.800	28.560
		Dynamic	166	10.260	0.0	8.600	8.800	27.660
		Combined	265	10.350	0.0	8.850	8.850	28.050
								- 0.430
								- 0.430
Ilya RYBINSKI [1993] Yauheni NOVIKAU [1996]								
3.	BLR 1							82.300
		Balance	166	10.160	0.0	8.400	8.800	27.360
		Dynamic	181	10.410	0.0	8.450	8.750	27.610
		Combined	263	10.330	0.0	8.450	8.550	27.330
								- 1.970
								- 2.400
Christopher CHILD [1995] Robert BATES [1999]								
4.	GBR							81.710
		Balance	167	10.170	0.0	9.000	8.500	27.670
		Dynamic	130	9.800	0.0	8.700	8.450	26.950
		Combined	234	10.040	0.0	8.600	8.450	27.090
								- 0.590
								- 2.990
Pedro MELO [1996] Rafael BRANCO [1996]								
5.	POR							81.140
		Balance	158	10.080	0.0	8.600	8.650	27.330
		Dynamic	128	9.760	0.0	8.850	8.700	27.310
		Combined	205	9.750	0.0	8.150	8.600	26.500
								- 0.570
								- 3.560
Vladyslav MITIN [1999] Fedir SHEVCHENKO [1996]								
6.	UKR 2							79.300
		Balance	154	10.040	0.0	8.600	8.350	26.990
		Dynamic	156	10.160	0.0	9.000	8.450	27.610
		Combined	195	9.650	0.0	7.000	8.050	24.700
								- 1.840
								- 5.400
Tim SEBASTIAN [1995] Michail KRAFT [2000]								
7.	GER							79.050
		Balance	169	10.190	0.3	8.900	8.650	27.440
		Dynamic	145	10.050	0.0	7.600	8.100	25.750
		Combined	216	9.860	0.9	8.500	8.400	25.860
								- 0.250
								- 5.650
Pavel EGOROV [1994] Nichita CORABLIN [2000]								
8.	MDA							75.720
		Balance	164	10.140	0.0	8.350	8.000	26.490
		Dynamic	129	9.780	0.0	8.200	7.800	25.780
		Combined	220	9.900	0.8	6.750	7.600	23.450
								- 3.330
								- 8.980



27. EUROPEAN CHAMPIONSHIPS 11. EUROPEAN CHAMPIONSHIPS JUNIOR

ACROBATIC GYMNASTICS RIESA | DEUTSCHLAND



Men's group senior - all-around qualifications

Place	Team		DV	D	Pen.	E	A	D+E+A-Pen.	Total score
Yannay KALFA [1995] Daniel URALEVITCH [1997] Lidar DANA [1997] Efi SACH [1999]									
1.	ISR	Balance	248	10.980	0.0	8.500	8.600	28.080	56.490
		Dynamic	166	10.260	0.0	9.050	9.100	28.410	-0.000
Valentin CHETVERKIN [1996] Maksim CHULKOV [1988] Aleksandr KURASOV [1992] Victor GRECHUKHIN [1993]									
2.	RUS 1	Balance	309	11.590	0.3	8.900	8.600	28.790	56.070
		Dynamic	143	10.030	0.1	8.750	8.600	27.280	-0.420
Dennis ANDREEV [1999] Borislav BORISOV [1990] Venelin PARVANOV [1985] Hristo DIMITROV [1991]									
3.	BUL	Balance	211	10.610	0.0	8.650	8.100	27.360	54.830
		Dynamic	142	10.020	0.0	8.900	8.550	27.470	-1.240
Dmitry BOMBYR [1994] Andrey VELICHKO [1991] Andrey DUBROVSKII [1991] Sergey KAZARIN [1989]									
4.	RUS 2	Balance	324	11.740	0.6	7.600	7.850	26.590	54.460
		Dynamic	177	10.370	0.0	8.800	8.700	27.870	-0.370
Andrii KOZYNKO [1994] Oleksiy LESYK [1992] Oleksandr NELEP [1992] Viktor IAREMCHUK [1991]									
5.	UKR	Balance	173	10.230	0.6	7.100	8.000	24.730	51.610
		Dynamic	168	10.280	0.0	8.400	8.200	26.880	-2.850
Artsiom KHVALKO [1991] Ilya PRUSHYNSKI [1994] Eduard VAUCHETSKI [1994] Kiryl SHATAU [1994]									
6.	BLR	Balance	110	9.300	1.5	7.650	7.900	23.350	49.760
		Dynamic	161	10.210	0.0	8.200	8.000	26.410	-1.850
									-6.730



27. EUROPEAN CHAMPIONSHIPS
11. EUROPEAN CHAMPIONSHIPS JUNIOR
ACROBATIC GYMNASTICS RIESA | DEUTSCHLAND



Men's group senior - balance final

Place	Team	DV	D	Pen.	E	A	D+E+A-Pen.	Total score
Yannay KALFA [1995] Daniel URALEVITCH [1997] Lidar DANA [1997] Efi SACH [1999]								
1.	ISR	balance	248	10.980	0.0	8.950	9.050	28.980
-0.000								
-0.000								
Valentin CHETVERKIN [1996] Maksim CHULKOV [1988] Aleksandr KURASOV [1992] Victor GRECHUKHIN [1993]								
2.	RUS 1	balance	309	11.590	0.0	8.800	8.550	28.940
-0.040								
-0.040								
Dennis ANDREEV [1999] Borislav BORISOV [1990] Venelin PARVANOV [1985] Hristo DIMITROV [1991]								
3.	BUL	balance	211	10.610	0.0	8.700	8.400	27.710
-1.230								
-1.270								
Artsiom KHVALKO [1991] Ilya PRUSHYNSKI [1994] Eduard VAUCHETSKI [1994] Kiryl SHATAU [1994]								
4.	BLR	balance	185	10.350	0.6	8.600	7.800	26.150
-1.560								
-2.830								



27. EUROPEAN CHAMPIONSHIPS
11. EUROPEAN CHAMPIONSHIPS JUNIOR
ACROBATIC GYMNASTICS RIESA | DEUTSCHLAND



Men's group senior - dynamic final

Place	Team	DV	D	Pen.	E	A	D+E+A-Pen.	Total score
Yannay KALFA [1995] Daniel URALVITCH [1997] Lidar DANA [1997] Efi SACH [1999]								
1.	ISR	dynamic	166	10.260	0.0	9.000	9.100	28.360
Dmitry BOMBYR [1994] Andrey VELICHKO [1991] Andrey DUBROVSKII [1991] Sergey KAZARIN [1989]								
2.	RUS 2	dynamic	177	10.370	0.0	9.100	8.700	28.170
Artsiom KHVALKO [1991] Ilya PRUSHYNSKI [1994] Eduard VAUCHETSKI [1994] Kiryl SHATAU [1994]								
3.	BLR	dynamic	161	10.210	0.0	8.950	8.800	27.960
Dennis ANDREEV [1999] Borislav BORISOV [1990] Venelin PARVANOV [1985] Hristo DIMITROV [1991]								
4.	BUL	dynamic	142	10.020	0.0	8.400	8.600	27.020



27. EUROPEAN CHAMPIONSHIPS
11. EUROPEAN CHAMPIONSHIPS JUNIOR
ACROBATIC GYMNASTICS RIESA | DEUTSCHLAND



Men's group senior - all-around final

Place	Team	DV	D	Pen.	E	A	D+E+A-Pen.	Total score
Yannay KALFA [1995] Daniel URALEVITCH [1997] Lidar DANA [1997] Efi SACH [1999]								
1.	ISR							84.980
		Balance	248	10.980	0.0	8.500	8.600	28.080
		Dynamic	166	10.260	0.0	9.050	9.100	28.410
		Combined	284	10.540	0.0	9.050	8.900	28.490
								- 0.000
								- 0.000
Valentin CHETVERKIN [1996] Maksim CHULKOV [1988] Aleksandr KURASOV [1992] Victor GRECHUKHIN [1993]								
2.	RUS 1							83.440
		Balance	309	11.590	0.3	8.900	8.600	28.790
		Dynamic	143	10.030	0.1	8.750	8.600	27.280
		Combined	327	10.970	0.6	8.400	8.600	27.370
								- 1.540
								- 1.540
Dennis ANDREEV [1999] Borislav BORISOV [1990] Venelin PARVANOV [1985] Hristo DIMITROV [1991]								
3.	BUL							82.590
		Balance	211	10.610	0.0	8.650	8.100	27.360
		Dynamic	142	10.020	0.0	8.900	8.550	27.470
		Combined	301	10.710	0.0	8.650	8.400	27.760
								- 0.850
								- 2.390
Artsiom KHVALKO [1991] Ilya PRUSHYNSKI [1994] Eduard VAUCHETSKI [1994] Kiryl SHATAU [1994]								
4.	BLR							75.310
		Balance	110	9.300	1.5	7.650	7.900	23.350
		Dynamic	161	10.210	0.0	8.200	8.000	26.410
		Combined	220	9.900	0.4	8.150	7.900	25.550
								- 7.280
								- 9.670
Andrii KOZYNKO [1994] Oleksiy LESYK [1992] Oleksandr NELEP [1992] Viktor IAREMCHUK [1991]								
5.	UKR							71.460
		Balance	173	10.230	0.6	7.100	8.000	24.730
		Dynamic	168	10.280	0.0	8.400	8.200	26.880
		Combined	105	8.350	2.9	7.100	7.300	19.850
								- 3.850
								- 13.520